

# Investment Report

## Ft. Bend County

10/01/21 - 10/31/21

This report summarizes the investment position of Ft. Bend County for the period 10/01/21 to 10/31/21.

	09/30/21	10/31/21
Book Value	615,430,995.38	590,225,881.63
Market Value	615,430,995.38	590,225,881.63
Par Value	615,430,995.38	590,225,881.63
Change in Market Value		0.01
Weighted Average Maturity (in Days)	0	0
Weighted Average Yield-to-Maturity of Portfolio	0.0680%	0.0486%
Yield-to-Maturity of 90 Day T-Bill	0.0330%	0.0580%
Accrued Interest		0.00

This report is presented in accordance with the Texas Government Code Title 10 Section 2256.023. The below signed hereby certify that, to the best of their knowledge on the date this report was created, Ft. Bend County is in compliance with the provisions of Government Code 2256 and with the stated policies and strategies of Ft. Bend County.

*Pamela Gubels*  
\_\_\_\_\_  
Director of Finance & Investments

*2-21-22*  
\_\_\_\_\_  
Date

*[Signature]*  
\_\_\_\_\_  
County Treasurer

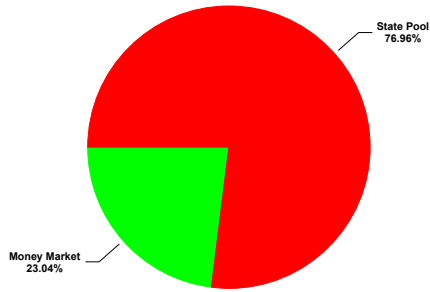
*2-23-22*  
\_\_\_\_\_  
Date

# Investment Report

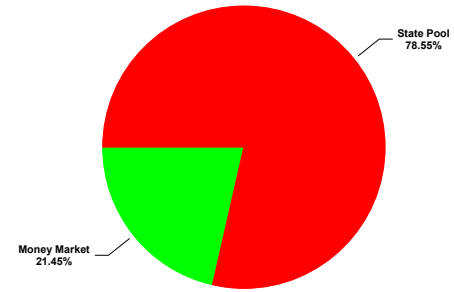
## Ft. Bend County

10/01/21 - 10/31/21


### Portfolio Composition - 09/30/21



### Portfolio Composition - 10/31/21




### Maturity Aging - 09/30/21 vs 10/31/21



■ Previous Period ■ Current Period

### Portfolio Performance - 10/01/21 to 10/31/21



— Portfolio — 90 Day T-Bill

# GASB 31 Compliance Ft. Bend County

Effective Interest - Actual Life  
Receipts in Period  
10/01/21 - 10/31/21

CUSIP	Invest Number	Security Description	Purchase Date	Sale Date	Valuation Method	Yield Earned	Price Source 10/01/21	Beginning Unit Price	Par Value On 10/01/21	Reported Value 10/01/21	Purchase Cost	Sales Proceeds	Ending Unit Price	Par Value On 10/31/21	Price Source 10/31/21	Reported Value 10/31/21	Change in Fair Value	Interest	Net Investment Income
MB02-MBIA General	AR-0015	State Pool	11/01/08	Open	Fair Value	0.0435	Manual	1.000000	61,054,188.06	61,054,188.06	0.00	9,997,828.31	1.000000	51,056,359.75	Manual	51,056,359.75	0.00	2,171.69	2,171.69
MB03-MBIA Road & Bridge	AR-0016	State Pool	11/01/08	Open	Fair Value	0.0429	Manual	1.000000	6,577,561.33	6,577,561.33	0.00	4,999,872.05	1.000000	1,577,689.28	Manual	1,577,689.28	0.00	127.95	127.95
MB04-MBIA Drainage	AR-0017	State Pool	11/01/08	Open	Fair Value	0.0435	Manual	1.000000	13,292,707.57	13,292,707.57	0.00	999,531.52	1.000000	12,293,176.05	Manual	12,293,176.05	0.00	468.48	468.48
MB06-MBIA Toll Rd. Operations	AR-0019	State Pool	11/01/08	Open	Fair Value	0.0436	Manual	1.000000	62,997,396.54	62,997,396.54	0.00	-4,002,364.66	1.000000	66,999,761.20	Manual	66,999,761.20	0.00	2,364.66	2,364.66
TT00-TX TERM General	AR-0022	State Pool	11/01/08	Open	Fair Value	0.0220	Manual	1.000000	1,071.86	1,071.86	0.00	-0.02	1.000000	1,071.88	Manual	1,071.88	0.00	0.02	0.02
TT02-TX TERM Toll Rd. Operation	AR-0024	State Pool	11/01/08	Open	Fair Value	0.0220	Manual	1.000000	1,070.64	1,070.64	0.00	-0.02	1.000000	1,070.66	Manual	1,070.66	0.00	0.02	0.02
TT04-TX TERM Road & Bridge	AR-0026	State Pool	11/01/08	Open	Fair Value	0.0220	Manual	1.000000	1,068.69	1,068.69	0.00	-0.02	1.000000	1,068.71	Manual	1,068.71	0.00	0.02	0.02
TT05-TX TERM Drainage	AR-0027	State Pool	11/01/08	Open	Fair Value	0.0664	Manual	1.000000	354.54	354.54	0.00	0.00	1.000000	354.55	Manual	354.55	0.01	0.01	0.02
LOG1-Logic- General	AR-0028	State Pool	11/10/08	Open	Fair Value	0.0359	Manual	1.000000	743,093.79	743,093.79	0.00	-22.67	1.000000	743,116.46	Manual	743,116.46	0.00	22.67	22.67
LOG2-Logic-Toll Rd.Operations	AR-0029	State Pool	11/10/08	Open	Fair Value	0.0359	Manual	1.000000	35,128,468.10	35,128,468.10	0.00	-1,071.60	1.000000	35,129,539.70	Manual	35,129,539.70	0.00	1,071.60	1,071.60
LOG5-Logic-Drainage	AR-0032	State Pool	11/10/08	Open	Fair Value	0.0359	Manual	1.000000	522,369.40	522,369.40	0.00	-15.94	1.000000	522,385.34	Manual	522,385.34	0.00	15.94	15.94
LOG8-Logic-Road & Bridge	AR-0035	State Pool	11/10/08	Open	Fair Value	0.0359	Manual	1.000000	2,523,832.08	2,523,832.08	0.00	-76.99	1.000000	2,523,909.07	Manual	2,523,909.07	0.00	76.99	76.99
MB12-MBIA ESD 100 AGREEMENT	AR-0041	State Pool	08/31/16	Open	Fair Value	0.0435	Manual	1.000000	3,990,831.51	3,990,831.51	0.00	-147.60	1.000000	3,990,979.11	Manual	3,990,979.11	0.00	147.60	147.60
MB13-MBIA ASSISTANCE DIST #1	AR-0042	State Pool	08/31/16	Open	Fair Value	0.0436	Manual	1.000000	4,000,228.02	4,000,228.02	0.00	-147.97	1.000000	4,000,375.99	Manual	4,000,375.99	0.00	147.97	147.97
MB14-MBIA GR PARKWAY OPERATIONS	AR-0043	State Pool	08/31/16	Open	Fair Value	0.0436	Manual	1.000000	39,913,750.04	39,913,750.04	0.00	-3,001,502.24	1.000000	42,915,252.28	Manual	42,915,252.28	0.00	1,502.24	1,502.24
MB17 - SR LIEN BOND 2016	AR-0046	State Pool	12/09/16	Open	Fair Value	0.0437	Manual	1.000000	4,020,285.71	4,020,285.71	0.00	-2,000,166.01	1.000000	6,020,451.72	Manual	6,020,451.72	0.00	166.01	166.01
LO10-LOGIC-COUNTY'S CARE ACT	AR-0047	State Pool	05/12/20	Open	Fair Value	0.0359	Manual	1.000000	15,001,441.83	15,001,441.83	0.00	-457.65	1.000000	15,001,899.48	Manual	15,001,899.48	0.00	457.65	457.65
MB18-MBIA COUNTY'S CARES ACT	AR-0048	State Pool	05/12/20	Open	Fair Value	0.0435	Manual	1.000000	75,008,524.46	75,008,524.46	0.00	4,997,290.29	1.000000	70,011,234.17	Manual	70,011,234.17	0.00	2,709.71	2,709.71
MB19-MBIA FBC ASSIST. DIST. #2	AR-0049	State Pool	05/13/20	Open	Fair Value	0.0436	Manual	1.000000	4,506,895.02	4,506,895.02	0.00	-166.71	1.000000	4,507,061.73	Manual	4,507,061.73	0.00	166.71	166.71
MB20- MBIA FBC ASSIST. DIST. #4	AR-0050	State Pool	05/13/20	Open	Fair Value	0.0436	Manual	1.000000	1,253,369.85	1,253,369.85	0.00	-46.36	1.000000	1,253,416.21	Manual	1,253,416.21	0.00	46.36	46.36
MB21-MBIA FBC ASSIST. DIST. #6	AR-0051	State Pool	05/13/20	Open	Fair Value	0.0435	Manual	1.000000	2,005,391.71	2,005,391.71	0.00	-74.14	1.000000	2,005,465.85	Manual	2,005,465.85	0.00	74.14	74.14
MB23-MBIA JUVENILE	AR-0053	State Pool	05/13/20	Open	Fair Value	0.0419	Manual	1.000000	4,516,185.23	4,516,185.23	0.00	4,516,185.23	0.000000	0.00	Manual	0.00	0.00	48.40	48.40
MB24-MBIA DEBT SERVICE	AR-0054	State Pool	05/13/20	Open	Fair Value	0.0437	Manual	1.000000	6,010,481.02	6,010,481.02	0.00	-2,500,243.93	1.000000	8,510,724.95	Manual	8,510,724.95	0.00	243.93	243.93
MB25-MBIA DRAINAGE DEBT SERVICE	AR-0055	State Pool	05/13/20	Open	Fair Value	0.0435	Manual	1.000000	2,502,866.38	2,502,866.38	0.00	-92.57	1.000000	2,502,958.95	Manual	2,502,958.95	0.00	92.57	92.57
MB26-FACILITIES BOND 2018	AR-0056	State Pool	05/13/20	Open	Fair Value	0.0435	Manual	1.000000	10,036,461.07	10,036,461.07	0.00	-371.19	1.000000	10,036,832.26	Manual	10,036,832.26	0.00	371.19	371.19
MB27-MBIA TX HERITAGE PARKWAY	AR-0057	State Pool	05/13/20	Open	Fair Value	0.0436	Manual	1.000000	5,008,691.55	5,008,691.55	0.00	-185.27	1.000000	5,008,876.82	Manual	5,008,876.82	0.00	185.27	185.27
Cadence-Money Market Accts	AR-0058	Money Market	01/31/21	Open	Fair Value	0.0635	Manual	1.000000	141,804,048.68	141,804,048.68	0.00	15,205,774.30	1.000000	126,598,274.38	Manual	126,598,274.38	0.00	7,624.71	7,624.71
MB28-MBIA GRAND PARKWAY 2021	AR-0059	State Pool	08/02/21	Open	Fair Value	0.0435	Manual	1.000000	32,002,195.66	32,002,195.66	0.00	-1,183.65	1.000000	32,003,379.31	Manual	32,003,379.31	0.00	1,183.65	1,183.65
MB29-MBIA SR LIEN TOLL RD 2021	AR-0060	State Pool	08/02/21	Open	Fair Value	0.0435	Manual	1.000000	71,005,388.66	71,005,388.66	0.00	-2,626.25	1.000000	71,008,014.91	Manual	71,008,014.91	0.00	2,626.25	2,626.25
MB30-MBIA FLOOD PRO DRAINAGE 20	AR-0061	State Pool	08/02/21	Open	Fair Value	<u>0.0437</u>	Manual	<u>1.000000</u>	<u>10,000,776.38</u>	<u>10,000,776.38</u>	<u>0.00</u>	<u>-4,000,404.48</u>	<u>1.000000</u>	<u>14,001,180.86</u>	Manual	<u>14,001,180.86</u>	<u>0.00</u>	<u>404.48</u>	<u>404.48</u>
<b>Investment Total</b>						<u>0.0475</u>		<u>1.000000</u>	<u>615,430,995.38</u>	<u>615,430,995.38</u>	<u>0.00</u>	<u>25,205,113.76</u>	<u>1.000000</u>	<u>590,225,881.63</u>		<u>590,225,881.63</u>	<u>0.01</u>	<u>24,518.89</u>	<u>24,518.90</u>

# Portfolio Position

## Ft. Bend County

Effective Interest - Actual Life  
Receipts in Period  
10/01/21 - 10/31/21

CUSIP	Invest Number	Security Description	Purchase Date	Call Date	Par Value On 10/01/21	Par Value On 10/31/21	Market Val On 10/01/21	Market Val On 10/31/21	Purchase Cost	Sales Proceeds	Original Princ/Cost	Amor Value On 10/01/21	Amor Value On 10/31/21
<b>130 - Assistance Dist #1</b>													
<b>State Pool</b>													
MB13-MBIA ASSISTANCE DIST #1	AR-0042	State Pool	08/31/16	Open	<u>4,000,228.02</u>	<u>4,000,375.99</u>	<u>4,000,228.02</u>	<u>4,000,375.99</u>	<u>0.00</u>	<u>0.00</u>	<u>10,000,000.00</u>	<u>4,000,228.02</u>	<u>4,000,375.99</u>
<b>State Pool Total</b>					<b><u>4,000,228.02</u></b>	<b><u>4,000,375.99</u></b>	<b><u>4,000,228.02</u></b>	<b><u>4,000,375.99</u></b>	<b><u>0.00</u></b>	<b><u>0.00</u></b>	<b><u>10,000,000.00</u></b>	<b><u>4,000,228.02</u></b>	<b><u>4,000,375.99</u></b>
<b>130 - Assistance Dist #1 Total</b>					<b><u>4,000,228.02</u></b>	<b><u>4,000,375.99</u></b>	<b><u>4,000,228.02</u></b>	<b><u>4,000,375.99</u></b>	<b><u>0.00</u></b>	<b><u>0.00</u></b>	<b><u>10,000,000.00</u></b>	<b><u>4,000,228.02</u></b>	<b><u>4,000,375.99</u></b>
<b>145 - ESD 100 Agreement</b>													
<b>State Pool</b>													
MB12-MBIA ESD 100 AGREEMENT	AR-0041	State Pool	08/31/16	Open	<u>3,990,831.51</u>	<u>3,990,979.11</u>	<u>3,990,831.51</u>	<u>3,990,979.11</u>	<u>0.00</u>	<u>0.00</u>	<u>3,900,000.00</u>	<u>3,990,831.51</u>	<u>3,990,979.11</u>
<b>State Pool Total</b>					<b><u>3,990,831.51</u></b>	<b><u>3,990,979.11</u></b>	<b><u>3,990,831.51</u></b>	<b><u>3,990,979.11</u></b>	<b><u>0.00</u></b>	<b><u>0.00</u></b>	<b><u>3,900,000.00</u></b>	<b><u>3,990,831.51</u></b>	<b><u>3,990,979.11</u></b>
<b>145 - ESD 100 Agreement Total</b>					<b><u>3,990,831.51</u></b>	<b><u>3,990,979.11</u></b>	<b><u>3,990,831.51</u></b>	<b><u>3,990,979.11</u></b>	<b><u>0.00</u></b>	<b><u>0.00</u></b>	<b><u>3,900,000.00</u></b>	<b><u>3,990,831.51</u></b>	<b><u>3,990,979.11</u></b>
<b>810 - FBC Toll Road Operations</b>													
<b>State Pool</b>													
TT02-TX TERM Toll Rd. Operation	AR-0024	State Pool	11/01/08	Open	<u>0.00</u>	<u>0.00</u>	<u>0.00</u>	<u>0.00</u>	<u>0.00</u>	<u>0.00</u>	<u>0.00</u>	<u>0.00</u>	<u>0.00</u>
<b>State Pool Total</b>					<b><u>0.00</u></b>	<b><u>0.00</u></b>	<b><u>0.00</u></b>	<b><u>0.00</u></b>	<b><u>0.00</u></b>	<b><u>0.00</u></b>	<b><u>0.00</u></b>	<b><u>0.00</u></b>	<b><u>0.00</u></b>
<b>810 - FBC Toll Road Operations Total</b>					<b><u>0.00</u></b>	<b><u>0.00</u></b>	<b><u>0.00</u></b>	<b><u>0.00</u></b>	<b><u>0.00</u></b>	<b><u>0.00</u></b>	<b><u>0.00</u></b>	<b><u>0.00</u></b>	<b><u>0.00</u></b>
<b>815 - Grand Parkway Operations</b>													
<b>State Pool</b>													
MB14-MBIA GR PARKWAY OPERATIONS	AR-0043	State Pool	08/31/16	Open	<u>39,913,750.04</u>	<u>42,915,252.28</u>	<u>39,913,750.04</u>	<u>42,915,252.28</u>	<u>0.00</u>	<u>0.00</u>	<u>8,500,000.00</u>	<u>39,913,750.04</u>	<u>42,915,252.28</u>
<b>State Pool Total</b>					<b><u>39,913,750.04</u></b>	<b><u>42,915,252.28</u></b>	<b><u>39,913,750.04</u></b>	<b><u>42,915,252.28</u></b>	<b><u>0.00</u></b>	<b><u>0.00</u></b>	<b><u>8,500,000.00</u></b>	<b><u>39,913,750.04</u></b>	<b><u>42,915,252.28</u></b>
<b>815 - Grand Parkway Operations Total</b>					<b><u>39,913,750.04</u></b>	<b><u>42,915,252.28</u></b>	<b><u>39,913,750.04</u></b>	<b><u>42,915,252.28</u></b>	<b><u>0.00</u></b>	<b><u>0.00</u></b>	<b><u>8,500,000.00</u></b>	<b><u>39,913,750.04</u></b>	<b><u>42,915,252.28</u></b>
<b>LO10 - LOGIC COUNTYS CARES ACT</b>													
<b>State Pool</b>													
LO10-LOGIC-COUNTY'S CARE ACT	AR-0047	State Pool	05/12/20	Open	<u>15,001,441.83</u>	<u>15,001,899.48</u>	<u>15,001,441.83</u>	<u>15,001,899.48</u>	<u>0.00</u>	<u>0.00</u>	<u>67,000,000.00</u>	<u>15,001,441.83</u>	<u>15,001,899.48</u>
<b>State Pool Total</b>					<b><u>15,001,441.83</u></b>	<b><u>15,001,899.48</u></b>	<b><u>15,001,441.83</u></b>	<b><u>15,001,899.48</u></b>	<b><u>0.00</u></b>	<b><u>0.00</u></b>	<b><u>67,000,000.00</u></b>	<b><u>15,001,441.83</u></b>	<b><u>15,001,899.48</u></b>
<b>LO10 - LOGIC COUNTYS CARES ACT Total</b>					<b><u>15,001,441.83</u></b>	<b><u>15,001,899.48</u></b>	<b><u>15,001,441.83</u></b>	<b><u>15,001,899.48</u></b>	<b><u>0.00</u></b>	<b><u>0.00</u></b>	<b><u>67,000,000.00</u></b>	<b><u>15,001,441.83</u></b>	<b><u>15,001,899.48</u></b>
<b>LOG5 - LOGIC DRAINAGE</b>													
<b>State Pool</b>													
LOG5-Logic-Drainage	AR-0032	State Pool	11/10/08	Open	<u>522,369.40</u>	<u>522,385.34</u>	<u>522,369.40</u>	<u>522,385.34</u>	<u>0.00</u>	<u>0.00</u>	<u>500,000.00</u>	<u>522,369.40</u>	<u>522,385.34</u>
<b>State Pool Total</b>					<b><u>522,369.40</u></b>	<b><u>522,385.34</u></b>	<b><u>522,369.40</u></b>	<b><u>522,385.34</u></b>	<b><u>0.00</u></b>	<b><u>0.00</u></b>	<b><u>500,000.00</u></b>	<b><u>522,369.40</u></b>	<b><u>522,385.34</u></b>
<b>LOG5 - LOGIC DRAINAGE Total</b>					<b><u>522,369.40</u></b>	<b><u>522,385.34</u></b>	<b><u>522,369.40</u></b>	<b><u>522,385.34</u></b>	<b><u>0.00</u></b>	<b><u>0.00</u></b>	<b><u>500,000.00</u></b>	<b><u>522,369.40</u></b>	<b><u>522,385.34</u></b>
<b>LOG1 - LOGIC GENERAL</b>													
<b>State Pool</b>													
LOG1-Logic-General	AR-0028	State Pool	11/10/08	Open	<u>743,093.79</u>	<u>743,116.46</u>	<u>743,093.79</u>	<u>743,116.46</u>	<u>0.00</u>	<u>0.00</u>	<u>10,000,000.00</u>	<u>743,093.79</u>	<u>743,116.46</u>
<b>State Pool Total</b>					<b><u>743,093.79</u></b>	<b><u>743,116.46</u></b>	<b><u>743,093.79</u></b>	<b><u>743,116.46</u></b>	<b><u>0.00</u></b>	<b><u>0.00</u></b>	<b><u>10,000,000.00</u></b>	<b><u>743,093.79</u></b>	<b><u>743,116.46</u></b>
<b>LOG1 - LOGIC GENERAL Total</b>					<b><u>743,093.79</u></b>	<b><u>743,116.46</u></b>	<b><u>743,093.79</u></b>	<b><u>743,116.46</u></b>	<b><u>0.00</u></b>	<b><u>0.00</u></b>	<b><u>10,000,000.00</u></b>	<b><u>743,093.79</u></b>	<b><u>743,116.46</u></b>
<b>LOG8 - LOGIC ROAD &amp; BRIDGE</b>													
<b>State Pool</b>													
LOG8-Logic-Road & Bridge	AR-0035	State Pool	11/10/08	Open	<u>2,523,832.08</u>	<u>2,523,909.07</u>	<u>2,523,832.08</u>	<u>2,523,909.07</u>	<u>0.00</u>	<u>0.00</u>	<u>1,000,000.00</u>	<u>2,523,832.08</u>	<u>2,523,909.07</u>
<b>State Pool Total</b>					<b><u>2,523,832.08</u></b>	<b><u>2,523,909.07</u></b>	<b><u>2,523,832.08</u></b>	<b><u>2,523,909.07</u></b>	<b><u>0.00</u></b>	<b><u>0.00</u></b>	<b><u>1,000,000.00</u></b>	<b><u>2,523,832.08</u></b>	<b><u>2,523,909.07</u></b>
<b>LOG8 - LOGIC ROAD &amp; BRIDGE Total</b>					<b><u>2,523,832.08</u></b>	<b><u>2,523,909.07</u></b>	<b><u>2,523,832.08</u></b>	<b><u>2,523,909.07</u></b>	<b><u>0.00</u></b>	<b><u>0.00</u></b>	<b><u>1,000,000.00</u></b>	<b><u>2,523,832.08</u></b>	<b><u>2,523,909.07</u></b>
<b>LOG2 - LOGIC TOLL OPERATIONS</b>													
<b>State Pool</b>													
LOG2-Logic-Toll Rd.Operations	AR-0029	State Pool	11/10/08	Open	<u>35,128,468.10</u>	<u>35,129,539.70</u>	<u>35,128,468.10</u>	<u>35,129,539.70</u>	<u>0.00</u>	<u>0.00</u>	<u>2,000,000.00</u>	<u>35,128,468.10</u>	<u>35,129,539.70</u>
<b>State Pool Total</b>					<b><u>35,128,468.10</u></b>	<b><u>35,129,539.70</u></b>	<b><u>35,128,468.10</u></b>	<b><u>35,129,539.70</u></b>	<b><u>0.00</u></b>	<b><u>0.00</u></b>	<b><u>2,000,000.00</u></b>	<b><u>35,128,468.10</u></b>	<b><u>35,129,539.70</u></b>
<b>LOG2 - LOGIC TOLL OPERATIONS Total</b>					<b><u>35,128,468.10</u></b>	<b><u>35,129,539.70</u></b>	<b><u>35,128,468.10</u></b>	<b><u>35,129,539.70</u></b>	<b><u>0.00</u></b>	<b><u>0.00</u></b>	<b><u>2,000,000.00</u></b>	<b><u>35,128,468.10</u></b>	<b><u>35,129,539.70</u></b>
<b>MB21 - MBIA ASSIST DIST #6</b>													
<b>State Pool</b>													
MB21-MBIA FBC ASSIST. DIST. #6	AR-0051	State Pool	05/13/20	Open	<u>2,005,391.71</u>	<u>2,005,465.85</u>	<u>2,005,391.71</u>	<u>2,005,465.85</u>	<u>0.00</u>	<u>0.00</u>	<u>2,000,000.00</u>	<u>2,005,391.71</u>	<u>2,005,465.85</u>
<b>State Pool Total</b>					<b><u>2,005,391.71</u></b>	<b><u>2,005,465.85</u></b>	<b><u>2,005,391.71</u></b>	<b><u>2,005,465.85</u></b>	<b><u>0.00</u></b>	<b><u>0.00</u></b>	<b><u>2,000,000.00</u></b>	<b><u>2,005,391.71</u></b>	<b><u>2,005,465.85</u></b>

# Portfolio Position

## Ft. Bend County

Effective Interest - Actual Life  
Receipts in Period  
10/01/21 - 10/31/21

CUSIP	Invest Number	Security Description	Purchase Date	Call Date	Par Value On 10/01/21	Par Value On 10/31/21	Market Val On 10/01/21	Market Val On 10/31/21	Purchase Cost	Sales Proceeds	Original Princ/Cost	Amor Value On 10/01/21	Amor Value On 10/31/21
<b>MB21 - MBIA ASSIST DIST #6 Total</b>					<u>2,005,391.71</u>	<u>2,005,465.85</u>	<u>2,005,391.71</u>	<u>2,005,465.85</u>	<u>0.00</u>	<u>0.00</u>	<u>2,000,000.00</u>	<u>2,005,391.71</u>	<u>2,005,465.85</u>
<b>MB18 - MBIA COUNTYS CARES ACT State Pool</b>													
MB18-MBIA COUNTY'S CARES ACT	AR-0048	State Pool	05/12/20	Open	75,008,524.46	70,011,234.17	75,008,524.46	70,011,234.17	0.00	0.00	67,000,000.00	75,008,524.46	70,011,234.17
<b>State Pool Total</b>					<u>75,008,524.46</u>	<u>70,011,234.17</u>	<u>75,008,524.46</u>	<u>70,011,234.17</u>	<u>0.00</u>	<u>0.00</u>	<u>67,000,000.00</u>	<u>75,008,524.46</u>	<u>70,011,234.17</u>
<b>MB18 - MBIA COUNTYS CARES ACT Total</b>					<u>75,008,524.46</u>	<u>70,011,234.17</u>	<u>75,008,524.46</u>	<u>70,011,234.17</u>	<u>0.00</u>	<u>0.00</u>	<u>67,000,000.00</u>	<u>75,008,524.46</u>	<u>70,011,234.17</u>
<b>MB24 - MBIA DEBT SERVICE State Pool</b>													
MB24-MBIA DEBT SERVICE	AR-0054	State Pool	05/13/20	Open	6,010,481.02	8,510,724.95	6,010,481.02	8,510,724.95	0.00	0.00	21,000,000.00	6,010,481.02	8,510,724.95
<b>State Pool Total</b>					<u>6,010,481.02</u>	<u>8,510,724.95</u>	<u>6,010,481.02</u>	<u>8,510,724.95</u>	<u>0.00</u>	<u>0.00</u>	<u>21,000,000.00</u>	<u>6,010,481.02</u>	<u>8,510,724.95</u>
<b>MB24 - MBIA DEBT SERVICE Total</b>					<u>6,010,481.02</u>	<u>8,510,724.95</u>	<u>6,010,481.02</u>	<u>8,510,724.95</u>	<u>0.00</u>	<u>0.00</u>	<u>21,000,000.00</u>	<u>6,010,481.02</u>	<u>8,510,724.95</u>
<b>MB04 - MBIA DRAINAGE State Pool</b>													
MB04-MBIA Drainage	AR-0017	State Pool	11/01/08	Open	13,292,707.57	12,293,176.05	13,292,707.57	12,293,176.05	0.00	0.00	1,267,218.21	13,292,707.57	12,293,176.05
<b>State Pool Total</b>					<u>13,292,707.57</u>	<u>12,293,176.05</u>	<u>13,292,707.57</u>	<u>12,293,176.05</u>	<u>0.00</u>	<u>0.00</u>	<u>1,267,218.21</u>	<u>13,292,707.57</u>	<u>12,293,176.05</u>
<b>MB04 - MBIA DRAINAGE Total</b>					<u>13,292,707.57</u>	<u>12,293,176.05</u>	<u>13,292,707.57</u>	<u>12,293,176.05</u>	<u>0.00</u>	<u>0.00</u>	<u>1,267,218.21</u>	<u>13,292,707.57</u>	<u>12,293,176.05</u>
<b>MB25 - MBIA DRAINAGE DEBT SERVICE State Pool</b>													
MB25-MBIA DRAINAGE DEBT SERVICE	AR-0055	State Pool	05/13/20	Open	2,502,866.38	2,502,958.95	2,502,866.38	2,502,958.95	0.00	0.00	1,000,000.00	2,502,866.38	2,502,958.95
<b>State Pool Total</b>					<u>2,502,866.38</u>	<u>2,502,958.95</u>	<u>2,502,866.38</u>	<u>2,502,958.95</u>	<u>0.00</u>	<u>0.00</u>	<u>1,000,000.00</u>	<u>2,502,866.38</u>	<u>2,502,958.95</u>
<b>MB25 - MBIA DRAINAGE DEBT SERVICE Total</b>					<u>2,502,866.38</u>	<u>2,502,958.95</u>	<u>2,502,866.38</u>	<u>2,502,958.95</u>	<u>0.00</u>	<u>0.00</u>	<u>1,000,000.00</u>	<u>2,502,866.38</u>	<u>2,502,958.95</u>
<b>MB26 - MBIA FACILITIES BOND 2018 State Pool</b>													
MB26-FACILITIES BOND 2018	AR-0056	State Pool	05/13/20	Open	10,036,461.07	10,036,832.26	10,036,461.07	10,036,832.26	0.00	0.00	14,000,000.00	10,036,461.07	10,036,832.26
<b>State Pool Total</b>					<u>10,036,461.07</u>	<u>10,036,832.26</u>	<u>10,036,461.07</u>	<u>10,036,832.26</u>	<u>0.00</u>	<u>0.00</u>	<u>14,000,000.00</u>	<u>10,036,461.07</u>	<u>10,036,832.26</u>
<b>MB26 - MBIA FACILITIES BOND 2018 Total</b>					<u>10,036,461.07</u>	<u>10,036,832.26</u>	<u>10,036,461.07</u>	<u>10,036,832.26</u>	<u>0.00</u>	<u>0.00</u>	<u>14,000,000.00</u>	<u>10,036,461.07</u>	<u>10,036,832.26</u>
<b>MB19 - MBIA FBC ASSIST DIST #2 State Pool</b>													
MB19-MBIA FBC ASSIST. DIST. #2	AR-0049	State Pool	05/13/20	Open	4,506,895.02	4,507,061.73	4,506,895.02	4,507,061.73	0.00	0.00	2,500,000.00	4,506,895.02	4,507,061.73
<b>State Pool Total</b>					<u>4,506,895.02</u>	<u>4,507,061.73</u>	<u>4,506,895.02</u>	<u>4,507,061.73</u>	<u>0.00</u>	<u>0.00</u>	<u>2,500,000.00</u>	<u>4,506,895.02</u>	<u>4,507,061.73</u>
<b>MB19 - MBIA FBC ASSIST DIST #2 Total</b>					<u>4,506,895.02</u>	<u>4,507,061.73</u>	<u>4,506,895.02</u>	<u>4,507,061.73</u>	<u>0.00</u>	<u>0.00</u>	<u>2,500,000.00</u>	<u>4,506,895.02</u>	<u>4,507,061.73</u>
<b>MB20 - MBIA FBC ASSIST DIST #4 State Pool</b>													
MB20-MBIA FBC ASSIST. DIST. #4	AR-0050	State Pool	05/13/20	Open	1,253,369.85	1,253,416.21	1,253,369.85	1,253,416.21	0.00	0.00	1,250,000.00	1,253,369.85	1,253,416.21
<b>State Pool Total</b>					<u>1,253,369.85</u>	<u>1,253,416.21</u>	<u>1,253,369.85</u>	<u>1,253,416.21</u>	<u>0.00</u>	<u>0.00</u>	<u>1,250,000.00</u>	<u>1,253,369.85</u>	<u>1,253,416.21</u>
<b>MB20 - MBIA FBC ASSIST DIST #4 Total</b>					<u>1,253,369.85</u>	<u>1,253,416.21</u>	<u>1,253,369.85</u>	<u>1,253,416.21</u>	<u>0.00</u>	<u>0.00</u>	<u>1,250,000.00</u>	<u>1,253,369.85</u>	<u>1,253,416.21</u>
<b>MB30 - MBIA Flood Proj Drainage 20 State Pool</b>													
MB30-MBIA FLOOD PRO DRAINAGE 20	AR-0061	State Pool	08/02/21	Open	10,000,776.38	14,001,180.86	10,000,776.38	14,001,180.86	0.00	0.00	10,000,000.00	10,000,776.38	14,001,180.86
<b>State Pool Total</b>					<u>10,000,776.38</u>	<u>14,001,180.86</u>	<u>10,000,776.38</u>	<u>14,001,180.86</u>	<u>0.00</u>	<u>0.00</u>	<u>10,000,000.00</u>	<u>10,000,776.38</u>	<u>14,001,180.86</u>
<b>MB30 - MBIA Flood Proj Drainage 20 Total</b>					<u>10,000,776.38</u>	<u>14,001,180.86</u>	<u>10,000,776.38</u>	<u>14,001,180.86</u>	<u>0.00</u>	<u>0.00</u>	<u>10,000,000.00</u>	<u>10,000,776.38</u>	<u>14,001,180.86</u>
<b>MB02 - MBIA GENERAL State Pool</b>													
MB02-MBIA General	AR-0015	State Pool	11/01/08	Open	61,054,188.06	51,056,359.75	61,054,188.06	51,056,359.75	0.00	0.00	17,374,917.83	61,054,188.06	51,056,359.75
<b>State Pool Total</b>					<u>61,054,188.06</u>	<u>51,056,359.75</u>	<u>61,054,188.06</u>	<u>51,056,359.75</u>	<u>0.00</u>	<u>0.00</u>	<u>17,374,917.83</u>	<u>61,054,188.06</u>	<u>51,056,359.75</u>
<b>MB02 - MBIA GENERAL Total</b>					<u>61,054,188.06</u>	<u>51,056,359.75</u>	<u>61,054,188.06</u>	<u>51,056,359.75</u>	<u>0.00</u>	<u>0.00</u>	<u>17,374,917.83</u>	<u>61,054,188.06</u>	<u>51,056,359.75</u>
<b>MB23 - MBIA JUVENILE State Pool</b>													
MB23-MBIA JUVENILE	AR-0053	State Pool	05/13/20	Open	4,516,185.23	0.00	4,516,185.23	0.00	0.00	0.00	8,000,000.00	4,516,185.23	0.00



# Portfolio Position

## Ft. Bend County

Effective Interest - Actual Life  
Receipts in Period  
10/01/21 - 10/31/21

CUSIP	Invest Number	Security Description	Purchase Date	Call Date	Par Value On 10/01/21	Par Value On 10/31/21	Market Val On 10/01/21	Market Val On 10/31/21	Purchase Cost	Sales Proceeds	Original Princ/Cost	Amor Value On 10/01/21	Amor Value On 10/31/21
TT02-TX TERM Toll Rd. Operation	AR-0024	State Pool	11/01/08	Open	1,070.64	1,070.66	1,070.64	1,070.66	0.00	0.00	0.00	1,070.64	1,070.66
<b>State Pool Total</b>					<b>1,070.64</b>	<b>1,070.66</b>	<b>1,070.64</b>	<b>1,070.66</b>	<b>0.00</b>	<b>0.00</b>	<b>0.00</b>	<b>1,070.64</b>	<b>1,070.66</b>
<b>TT02 - TEXAS TERM TOLL OPERATIONS Total</b>					<b>1,070.64</b>	<b>1,070.66</b>	<b>1,070.64</b>	<b>1,070.66</b>	<b>0.00</b>	<b>0.00</b>	<b>0.00</b>	<b>1,070.64</b>	<b>1,070.66</b>
<b>09 - Temporary Holding Money Market</b>													
Cadence-Money Market Accts	AR-0058	Money Market	01/31/21	Open	141,804,048.68	126,598,274.38	141,804,048.68	126,598,274.38	0.00	0.00	210,194,488.52	141,804,048.68	126,598,274.38
<b>Money Market Total</b>					<b>141,804,048.68</b>	<b>126,598,274.38</b>	<b>141,804,048.68</b>	<b>126,598,274.38</b>	<b>0.00</b>	<b>0.00</b>	<b>210,194,488.52</b>	<b>141,804,048.68</b>	<b>126,598,274.38</b>
<b>09 - Temporary Holding Total Combined Port</b>					<b>141,804,048.68</b>	<b>126,598,274.38</b>	<b>141,804,048.68</b>	<b>126,598,274.38</b>	<b>0.00</b>	<b>0.00</b>	<b>210,194,488.52</b>	<b>141,804,048.68</b>	<b>126,598,274.38</b>
<b>Money Market</b>													
Cadence-Money Market Accts	AR-0058	Money Market	01/31/21	Open	141,804,048.68	126,598,274.38	141,804,048.68	126,598,274.38	0.00	0.00	210,194,488.52	141,804,048.68	126,598,274.38
<b>Money Market Total</b>					<b>141,804,048.68</b>	<b>126,598,274.38</b>	<b>141,804,048.68</b>	<b>126,598,274.38</b>	<b>0.00</b>	<b>0.00</b>	<b>210,194,488.52</b>	<b>141,804,048.68</b>	<b>126,598,274.38</b>
<b>State Pool</b>													
LO10-LOGIC-COUNTY'S CARE ACT	AR-0047	State Pool	05/12/20	Open	15,001,441.83	15,001,899.48	15,001,441.83	15,001,899.48	0.00	0.00	67,000,000.00	15,001,441.83	15,001,899.48
LOG1-Logic- General	AR-0028	State Pool	11/10/08	Open	743,093.79	743,116.46	743,093.79	743,116.46	0.00	0.00	10,000,000.00	743,093.79	743,116.46
LOG2-Logic-Toll Rd.Operations	AR-0029	State Pool	11/10/08	Open	35,128,468.10	35,129,539.70	35,128,468.10	35,129,539.70	0.00	0.00	2,000,000.00	35,128,468.10	35,129,539.70
LOG5-Logic-Drainage	AR-0032	State Pool	11/10/08	Open	522,369.40	522,385.34	522,369.40	522,385.34	0.00	0.00	500,000.00	522,369.40	522,385.34
LOG8-Logic-Road & Bridge	AR-0035	State Pool	11/10/08	Open	2,523,832.08	2,523,909.07	2,523,832.08	2,523,909.07	0.00	0.00	1,000,000.00	2,523,832.08	2,523,909.07
MB02-MBIA General	AR-0015	State Pool	11/01/08	Open	61,054,188.06	51,056,359.75	61,054,188.06	51,056,359.75	0.00	0.00	17,374,917.83	61,054,188.06	51,056,359.75
MB03-MBIA Road & Bridge	AR-0016	State Pool	11/01/08	Open	6,577,561.33	1,577,689.28	6,577,561.33	1,577,689.28	0.00	0.00	2,856,438.24	6,577,561.33	1,577,689.28
MB04-MBIA Drainage	AR-0017	State Pool	11/01/08	Open	13,292,707.57	12,293,176.05	13,292,707.57	12,293,176.05	0.00	0.00	1,267,218.21	13,292,707.57	12,293,176.05
MB06-MBIA Toll Rd. Operations	AR-0019	State Pool	11/01/08	Open	62,997,396.54	66,999,761.20	62,997,396.54	66,999,761.20	0.00	0.00	3,143,377.27	62,997,396.54	66,999,761.20
MB12-MBIA ESD 100 AGREEMENT	AR-0041	State Pool	08/31/16	Open	3,990,831.51	3,990,979.11	3,990,831.51	3,990,979.11	0.00	0.00	3,900,000.00	3,990,831.51	3,990,979.11
MB13-MBIA ASSISTANCE DIST #1	AR-0042	State Pool	08/31/16	Open	4,000,228.02	4,000,375.99	4,000,228.02	4,000,375.99	0.00	0.00	10,000,000.00	4,000,228.02	4,000,375.99
MB14-MBIA GR PARKWAY OPERATIONS	AR-0043	State Pool	08/31/16	Open	39,913,750.04	42,915,252.28	39,913,750.04	42,915,252.28	0.00	0.00	8,500,000.00	39,913,750.04	42,915,252.28
MB17 - SR LIEN BOND 2016	AR-0046	State Pool	12/09/16	Open	4,020,285.71	6,020,451.72	4,020,285.71	6,020,451.72	0.00	0.00	35,000,000.00	4,020,285.71	6,020,451.72
MB18-MBIA COUNTY'S CARES ACT	AR-0048	State Pool	05/12/20	Open	75,008,524.46	70,011,234.17	75,008,524.46	70,011,234.17	0.00	0.00	67,000,000.00	75,008,524.46	70,011,234.17
MB19-MBIA FBC ASSIST. DIST. #2	AR-0049	State Pool	05/13/20	Open	4,506,895.02	4,507,061.73	4,506,895.02	4,507,061.73	0.00	0.00	2,500,000.00	4,506,895.02	4,507,061.73
MB20- MBIA FBC ASSIST. DIST. #4	AR-0050	State Pool	05/13/20	Open	1,253,369.85	1,253,416.21	1,253,369.85	1,253,416.21	0.00	0.00	1,250,000.00	1,253,369.85	1,253,416.21
MB21-MBIA FBC ASSIST. DIST. #6	AR-0051	State Pool	05/13/20	Open	2,005,391.71	2,005,465.85	2,005,391.71	2,005,465.85	0.00	0.00	2,000,000.00	2,005,391.71	2,005,465.85
MB23-MBIA JUVENILE	AR-0053	State Pool	05/13/20	Open	4,516,185.23	0.00	4,516,185.23	0.00	0.00	0.00	8,000,000.00	4,516,185.23	0.00
MB24-MBIA DEBT SERVICE	AR-0054	State Pool	05/13/20	Open	6,010,481.02	8,510,724.95	6,010,481.02	8,510,724.95	0.00	0.00	21,000,000.00	6,010,481.02	8,510,724.95
MB25-MBIA DRAINAGE DEBT SERVICE	AR-0055	State Pool	05/13/20	Open	2,502,866.38	2,502,958.95	2,502,866.38	2,502,958.95	0.00	0.00	1,000,000.00	2,502,866.38	2,502,958.95
MB26-FACILITIES BOND 2018	AR-0056	State Pool	05/13/20	Open	10,036,461.07	10,036,832.26	10,036,461.07	10,036,832.26	0.00	0.00	14,000,000.00	10,036,461.07	10,036,832.26
MB27-MBIA TX HERITAGE PARKWAY	AR-0057	State Pool	05/13/20	Open	5,008,691.55	5,008,876.82	5,008,691.55	5,008,876.82	0.00	0.00	17,000,000.00	5,008,691.55	5,008,876.82
MB28-MBIA GRAND PARKWAY 2021	AR-0059	State Pool	08/02/21	Open	32,002,195.66	32,003,379.31	32,002,195.66	32,003,379.31	0.00	0.00	25,000,000.00	32,002,195.66	32,003,379.31
MB29-MBIA SR LIEN TOLL RD 2021	AR-0060	State Pool	08/02/21	Open	71,005,388.66	71,008,014.91	71,005,388.66	71,008,014.91	0.00	0.00	68,000,000.00	71,005,388.66	71,008,014.91
MB30-MBIA FLOOD PRO DRAINAGE 20	AR-0061	State Pool	08/02/21	Open	10,000,776.38	14,001,180.86	10,000,776.38	14,001,180.86	0.00	0.00	10,000,000.00	10,000,776.38	14,001,180.86
TT00-TX TERM General	AR-0022	State Pool	11/01/08	Open	1,071.86	1,071.88	1,071.86	1,071.88	0.00	0.00	10,006,437.87	1,071.86	1,071.88
TT02-TX TERM Toll Rd. Operation	AR-0024	State Pool	11/01/08	Open	1,070.64	1,070.66	1,070.64	1,070.66	0.00	0.00	0.00	1,070.64	1,070.66
TT04-TX TERM Road & Bridge	AR-0026	State Pool	11/01/08	Open	1,068.69	1,068.71	1,068.69	1,068.71	0.00	0.00	10,463.28	1,068.69	1,068.71
TT05-TX TERM Drainage	AR-0027	State Pool	11/01/08	Open	354.54	354.55	354.54	354.55	0.00	0.00	109,774.61	354.54	354.55
<b>State Pool Total</b>					<b>473,626,946.70</b>	<b>463,627,607.25</b>	<b>473,626,946.70</b>	<b>463,627,607.25</b>	<b>0.00</b>	<b>0.00</b>	<b>409,418,627.31</b>	<b>473,626,946.70</b>	<b>463,627,607.25</b>
<b>Combined Port Total</b>					<b>615,430,995.38</b>	<b>590,225,881.63</b>	<b>615,430,995.38</b>	<b>590,225,881.63</b>	<b>0.00</b>	<b>0.00</b>	<b>619,613,115.83</b>	<b>615,430,995.38</b>	<b>590,225,881.63</b>

# Earnings and Yields Summary

## Ft. Bend County

Effective Interest - Actual Life

Receipts in Period

10/01/21 - 10/31/21

8

Security Description	10/01/21 10/07/21	10/08/21 10/14/21	10/15/21 10/21/21	10/22/21 10/28/21	10/29/21 10/31/21	10/01/21 10/31/21
<b>Combined Port</b>						
Money Market	1,754.73	1,754.73	1,754.73	1,754.73	605.79	7,624.71
State Pool	<u>3,871.41</u>	<u>3,830.69</u>	<u>3,787.81</u>	<u>3,785.73</u>	<u>1,618.54</u>	<u>16,894.18</u>
<b>Port Total</b>	<b><u>5,626.14</u></b>	<b><u>5,585.42</u></b>	<b><u>5,542.54</u></b>	<b><u>5,540.46</u></b>	<b><u>2,224.33</u></b>	<b><u>24,518.89</u></b>
<b>Combined Port</b>						
Money Market	0.0645	0.0645	0.0645	0.0645	0.0539	0.0635
State Pool	<u>0.0427</u>	<u>0.0427</u>	<u>0.0427</u>	<u>0.0427</u>	<u>0.0425</u>	<u>0.0427</u>
<b>Port Total</b>	<b><u>0.0477</u></b>	<b><u>0.0478</u></b>	<b><u>0.0478</u></b>	<b><u>0.0478</u></b>	<b><u>0.0451</u></b>	<b><u>0.0475</u></b>



**Maturity Aging**  
**Ft. Bend County**  
 Effective Interest - Actual Life  
 Receipts in Period  
 10/31/21

CUSIP	Invest Number	Security Description	Purchase Date	Days to Maturity	Yield Matur
<b>Cash / Money Market</b>					
	AR-0058	Money Market	01/31/21	0	0.0700
	AR-0047	State Pool	05/12/20	0	0.0359
	AR-0028	State Pool	11/10/08	0	0.0359
	AR-0029	State Pool	11/10/08	0	0.0359
	AR-0032	State Pool	11/10/08	0	0.0359
	AR-0035	State Pool	11/10/08	0	0.0359
	AR-0015	State Pool	11/01/08	0	0.0435
	AR-0016	State Pool	11/01/08	0	0.0435
	AR-0017	State Pool	11/01/08	0	0.0435
	AR-0019	State Pool	11/01/08	0	0.0435
	AR-0041	State Pool	08/31/16	0	0.0435
	AR-0042	State Pool	08/31/16	0	0.0435
	AR-0043	State Pool	08/31/16	0	0.0435
	AR-0046	State Pool	12/09/16	0	0.0435
	AR-0048	State Pool	05/12/20	0	0.0443
	AR-0049	State Pool	05/13/20	0	0.0435
	AR-0050	State Pool	05/13/20	0	0.0435
	AR-0051	State Pool	05/13/20	0	0.0435
	AR-0053	State Pool	05/13/20	0	0.0435
	AR-0054	State Pool	05/13/20	0	0.0443
	AR-0055	State Pool	05/13/20	0	0.0435
	AR-0056	State Pool	05/13/20	0	0.0435
	AR-0057	State Pool	05/13/20	0	0.0435
	AR-0059	State Pool	08/02/21	0	0.0435
	AR-0060	State Pool	08/02/21	0	0.0435
	AR-0061	State Pool	08/02/21	0	0.0435
	AR-0022	State Pool	11/01/08	0	0.0200
	AR-0024	State Pool	11/01/08	0	0.0200
	AR-0026	State Pool	11/01/08	0	0.0200
	AR-0027	State Pool	11/01/08	0	0.0200
<b>Cash / Money Market Total</b>				<b>0</b>	<b>0.0486</b>
<b>Investment Total</b>				<b>0</b>	<b>0.0486</b>

**Activity Statement**  
**Ft. Bend County**  
 Effective Interest - Actual Life  
 Receipts in Period  
 10/01/21 - 10/31/21

Purchase Date	Sale Date	CUSIP	Invest Number	Security Description	Amor Value On 10/01/21	Changes In Principal	Purchase Cost	Sales Proceeds	Purchased Interest	Int/Div Rec In the Perd	Amor Value On 10/31/21
<b>Money Market</b>											
01/31/21	Open	Cadence-Money Market Accts	AR-0058	Money Market	141,804,048.68	-15,205,774.30	0.00	0.00	0.00	7,624.71	126,598,274.38
<b>Money Market Total</b>					<b>141,804,048.68</b>	<b>-15,205,774.30</b>	<b>0.00</b>	<b>0.00</b>	<b>0.00</b>	<b>7,624.71</b>	<b>126,598,274.38</b>
<b>State Pool</b>											
11/01/08	Open	MB02-MBIA General	AR-0015	State Pool	61,054,188.06	-9,997,828.31	0.00	0.00	0.00	2,171.69	51,056,359.75
11/01/08	Open	MB03-MBIA Road & Bridge	AR-0016	State Pool	6,577,561.33	-4,999,872.05	0.00	0.00	0.00	127.95	1,577,689.28
11/01/08	Open	MB04-MBIA Drainage	AR-0017	State Pool	13,292,707.57	-999,531.52	0.00	0.00	0.00	468.48	12,293,176.05
11/01/08	Open	MB06-MBIA Toll Rd. Operations	AR-0019	State Pool	62,997,396.54	4,002,364.66	0.00	0.00	0.00	2,364.66	66,999,761.20
11/01/08	Open	TT00-TX TERM General	AR-0022	State Pool	1,071.86	0.02	0.00	0.00	0.00	0.02	1,071.88
11/01/08	Open	TT02-TX TERM Toll Rd. Operation	AR-0024	State Pool	1,070.64	0.02	0.00	0.00	0.00	0.02	1,070.66
11/01/08	Open	TT04-TX TERM Road & Bridge	AR-0026	State Pool	1,068.69	0.02	0.00	0.00	0.00	0.02	1,068.71
11/01/08	Open	TT05-TX TERM Drainage	AR-0027	State Pool	354.54	0.01	0.00	0.00	0.00	0.01	354.55
11/10/08	Open	LOG1-Logic- General	AR-0028	State Pool	743,093.79	22.67	0.00	0.00	0.00	22.67	743,116.46
11/10/08	Open	LOG2-Logic-Toll Rd.Operations	AR-0029	State Pool	35,128,468.10	1,071.60	0.00	0.00	0.00	1,071.60	35,129,539.70
11/10/08	Open	LOG5-Logic-Drainage	AR-0032	State Pool	522,369.40	15.94	0.00	0.00	0.00	15.94	522,385.34
11/10/08	Open	LOG8-Logic-Road & Bridge	AR-0035	State Pool	2,523,832.08	76.99	0.00	0.00	0.00	76.99	2,523,909.07
08/31/16	Open	MB12-MBIA ESD 100 AGREEMENT	AR-0041	State Pool	3,990,831.51	147.60	0.00	0.00	0.00	147.60	3,990,979.11
08/31/16	Open	MB13-MBIA ASSISTANCE DIST #1	AR-0042	State Pool	4,000,228.02	147.97	0.00	0.00	0.00	147.97	4,000,375.99
08/31/16	Open	MB14-MBIA GR PARKWAY OPERATIONS	AR-0043	State Pool	39,913,750.04	3,001,502.24	0.00	0.00	0.00	1,502.24	42,915,252.28
12/09/16	Open	MB17 - SR LIEN BOND 2016	AR-0046	State Pool	4,020,285.71	2,000,166.01	0.00	0.00	0.00	166.01	6,020,451.72
05/12/20	Open	LO10-LOGIC-COUNTY'S CARE ACT	AR-0047	State Pool	15,001,441.83	457.65	0.00	0.00	0.00	457.65	15,001,899.48
05/12/20	Open	MB18-MBIA COUNTY'S CARES ACT	AR-0048	State Pool	75,008,524.46	-4,997,290.29	0.00	0.00	0.00	2,709.71	70,011,234.17
05/13/20	Open	MB19-MBIA FBC ASSIST. DIST. #2	AR-0049	State Pool	4,506,895.02	166.71	0.00	0.00	0.00	166.71	4,507,061.73
05/13/20	Open	MB20- MBIA FBC ASSIST. DIST. #4	AR-0050	State Pool	1,253,369.85	46.36	0.00	0.00	0.00	46.36	1,253,416.21
05/13/20	Open	MB21-MBIA FBC ASSIST. DIST. #6	AR-0051	State Pool	2,005,391.71	74.14	0.00	0.00	0.00	74.14	2,005,465.85
05/13/20	Open	MB23-MBIA JUVENILE	AR-0053	State Pool	4,516,185.23	-4,516,185.23	0.00	0.00	0.00	48.40	0.00
05/13/20	Open	MB24-MBIA DEBT SERVICE	AR-0054	State Pool	6,010,481.02	2,500,243.93	0.00	0.00	0.00	243.93	8,510,724.95
05/13/20	Open	MB25-MBIA DRAINAGE DEBT SERVICE	AR-0055	State Pool	2,502,866.38	92.57	0.00	0.00	0.00	92.57	2,502,958.95
05/13/20	Open	MB26-FACILITIES BOND 2018	AR-0056	State Pool	10,036,461.07	371.19	0.00	0.00	0.00	371.19	10,036,832.26
05/13/20	Open	MB27-MBIA TX HERITAGE PARKWAY	AR-0057	State Pool	5,008,691.55	185.27	0.00	0.00	0.00	185.27	5,008,876.82
08/02/21	Open	MB28-MBIA GRAND PARKWAY 2021	AR-0059	State Pool	32,002,195.66	1,183.65	0.00	0.00	0.00	1,183.65	32,003,379.31
08/02/21	Open	MB29-MBIA SR LIEN TOLL RD 2021	AR-0060	State Pool	71,005,388.66	2,626.25	0.00	0.00	0.00	2,626.25	71,008,014.91
08/02/21	Open	MB30-MBIA FLOOD PRO DRAINAGE 20	AR-0061	State Pool	10,000,776.38	4,000,404.48	0.00	0.00	0.00	404.48	14,001,180.86
<b>State Pool Total</b>					<b>473,626,946.70</b>	<b>-9,999,339.45</b>	<b>0.00</b>	<b>0.00</b>	<b>0.00</b>	<b>16,894.18</b>	<b>463,627,607.25</b>
<b>Investment Total</b>					<b>615,430,995.38</b>	<b>-25,205,113.75</b>	<b>0.00</b>	<b>0.00</b>	<b>0.00</b>	<b>24,518.89</b>	<b>590,225,881.63</b>

**Interest Accrual**  
**Ft. Bend County**  
Effective Interest - Actual Life  
Receipts in Period  
10/01/21 - 10/31/21

CUSIP	Invest Number	Security Description	Purchase Date	Sale Date	Yield Earned	Ending Par Val/Shares	Ending Amor Val/Cost	Purchased Interest	Int/Div Rec In the Perd	Int/Div Accrued In the Perd	PTD Purch Received	Int/Div Rec Purch/Date	Int/Div Accrued Purch/Date
<b>09 - Temporary Holding</b>													
<b>Money Market</b>													
Cadence-Money Market Accts	AR-0058	Money Market	01/31/21	Open	0.0635	126,598,274.38	126,598,274.38	0.00	7,624.71	0.00	0.00	274,607.02	0.00
<b>Money Market Total</b>					<b>0.0635</b>	<b>126,598,274.38</b>	<b>126,598,274.38</b>	<b>0.00</b>	<b>7,624.71</b>	<b>0.00</b>	<b>0.00</b>	<b>274,607.02</b>	<b>0.00</b>
<b>09 - Temporary Holding Total</b>					<b>0.0635</b>	<b>126,598,274.38</b>	<b>126,598,274.38</b>	<b>0.00</b>	<b>7,624.71</b>	<b>0.00</b>	<b>0.00</b>	<b>274,607.02</b>	<b>0.00</b>
<b>130 - Assistance Dist #1</b>													
<b>State Pool</b>													
MB13-MBIA ASSISTANCE DIST #1	AR-0042	State Pool	08/31/16	Open	0.0436	4,000,375.99	4,000,375.99	0.00	147.97	0.00	0.00	93,898.68	0.00
<b>State Pool Total</b>					<b>0.0436</b>	<b>4,000,375.99</b>	<b>4,000,375.99</b>	<b>0.00</b>	<b>147.97</b>	<b>0.00</b>	<b>0.00</b>	<b>93,898.68</b>	<b>0.00</b>
<b>130 - Assistance Dist #1 Total</b>					<b>0.0436</b>	<b>4,000,375.99</b>	<b>4,000,375.99</b>	<b>0.00</b>	<b>147.97</b>	<b>0.00</b>	<b>0.00</b>	<b>93,898.68</b>	<b>0.00</b>
<b>145 - ESD 100 Agreement</b>													
<b>State Pool</b>													
MB12-MBIA ESD 100 AGREEMENT	AR-0041	State Pool	08/31/16	Open	0.0435	3,990,979.11	3,990,979.11	0.00	147.60	0.00	0.00	89,420.35	0.00
<b>State Pool Total</b>					<b>0.0435</b>	<b>3,990,979.11</b>	<b>3,990,979.11</b>	<b>0.00</b>	<b>147.60</b>	<b>0.00</b>	<b>0.00</b>	<b>89,420.35</b>	<b>0.00</b>
<b>145 - ESD 100 Agreement Total</b>					<b>0.0435</b>	<b>3,990,979.11</b>	<b>3,990,979.11</b>	<b>0.00</b>	<b>147.60</b>	<b>0.00</b>	<b>0.00</b>	<b>89,420.35</b>	<b>0.00</b>
<b>802 - Sr Lien 2016</b>													
<b>State Pool</b>													
MB17 - SR LIEN BOND 2016	AR-0046	State Pool	12/09/16	Open	0.0437	6,020,451.72	6,020,451.72	0.00	166.01	0.00	0.00	171,192.76	0.00
<b>State Pool Total</b>					<b>0.0437</b>	<b>6,020,451.72</b>	<b>6,020,451.72</b>	<b>0.00</b>	<b>166.01</b>	<b>0.00</b>	<b>0.00</b>	<b>171,192.76</b>	<b>0.00</b>
<b>802 - Sr Lien 2016 Total</b>					<b>0.0437</b>	<b>6,020,451.72</b>	<b>6,020,451.72</b>	<b>0.00</b>	<b>166.01</b>	<b>0.00</b>	<b>0.00</b>	<b>171,192.76</b>	<b>0.00</b>
<b>810 - FBC Toll Road Operations</b>													
<b>State Pool</b>													
TT02-TX TERM Toll Rd. Operation	AR-0024	State Pool	11/01/08	Open	0.0000	0.00	0.00	0.00	0.00	0.00	0.00	0.00	0.00
<b>State Pool Total</b>					<b>0.0000</b>	<b>0.00</b>	<b>0.00</b>	<b>0.00</b>	<b>0.00</b>	<b>0.00</b>	<b>0.00</b>	<b>0.00</b>	<b>0.00</b>
<b>810 - FBC Toll Road Operations Total</b>					<b>0.0000</b>	<b>0.00</b>	<b>0.00</b>	<b>0.00</b>	<b>0.00</b>	<b>0.00</b>	<b>0.00</b>	<b>0.00</b>	<b>0.00</b>
<b>815 - Grand Parkway Operations</b>													
<b>State Pool</b>													
MB14-MBIA GR PARKWAY OPERATIONS	AR-0043	State Pool	08/31/16	Open	0.0436	42,915,252.28	42,915,252.28	0.00	1,502.24	0.00	0.00	415,246.80	0.00
<b>State Pool Total</b>					<b>0.0436</b>	<b>42,915,252.28</b>	<b>42,915,252.28</b>	<b>0.00</b>	<b>1,502.24</b>	<b>0.00</b>	<b>0.00</b>	<b>415,246.80</b>	<b>0.00</b>
<b>815 - Grand Parkway Operations Total</b>					<b>0.0436</b>	<b>42,915,252.28</b>	<b>42,915,252.28</b>	<b>0.00</b>	<b>1,502.24</b>	<b>0.00</b>	<b>0.00</b>	<b>415,246.80</b>	<b>0.00</b>
<b>LO10 - LOGIC COUNTYS CARES ACT</b>													
<b>State Pool</b>													
LO10-LOGIC-COUNTY'S CARE ACT	AR-0047	State Pool	05/12/20	Open	0.0359	15,001,899.48	15,001,899.48	0.00	457.65	0.00	0.00	147,899.48	0.00
<b>State Pool Total</b>					<b>0.0359</b>	<b>15,001,899.48</b>	<b>15,001,899.48</b>	<b>0.00</b>	<b>457.65</b>	<b>0.00</b>	<b>0.00</b>	<b>147,899.48</b>	<b>0.00</b>
<b>LO10 - LOGIC COUNTYS CARES ACT Total</b>					<b>0.0359</b>	<b>15,001,899.48</b>	<b>15,001,899.48</b>	<b>0.00</b>	<b>457.65</b>	<b>0.00</b>	<b>0.00</b>	<b>147,899.48</b>	<b>0.00</b>
<b>LOG1 - LOGIC GENERAL</b>													
<b>State Pool</b>													
LOG1-Logic- General	AR-0028	State Pool	11/10/08	Open	0.0359	743,116.46	743,116.46	0.00	22.67	0.00	0.00	813,549.44	0.00
<b>State Pool Total</b>					<b>0.0359</b>	<b>743,116.46</b>	<b>743,116.46</b>	<b>0.00</b>	<b>22.67</b>	<b>0.00</b>	<b>0.00</b>	<b>813,549.44</b>	<b>0.00</b>
<b>LOG1 - LOGIC GENERAL Total</b>					<b>0.0359</b>	<b>743,116.46</b>	<b>743,116.46</b>	<b>0.00</b>	<b>22.67</b>	<b>0.00</b>	<b>0.00</b>	<b>813,549.44</b>	<b>0.00</b>
<b>LOG2 - LOGIC TOLL OPERATIONS</b>													
<b>State Pool</b>													
LOG2-Logic-Toll Rd.Operations	AR-0029	State Pool	11/10/08	Open	0.0359	35,129,539.70	35,129,539.70	0.00	1,071.60	0.00	0.00	190,870.78	0.00
<b>State Pool Total</b>					<b>0.0359</b>	<b>35,129,539.70</b>	<b>35,129,539.70</b>	<b>0.00</b>	<b>1,071.60</b>	<b>0.00</b>	<b>0.00</b>	<b>190,870.78</b>	<b>0.00</b>
<b>LOG2 - LOGIC TOLL OPERATIONS Total</b>					<b>0.0359</b>	<b>35,129,539.70</b>	<b>35,129,539.70</b>	<b>0.00</b>	<b>1,071.60</b>	<b>0.00</b>	<b>0.00</b>	<b>190,870.78</b>	<b>0.00</b>
<b>LOG5 - LOGIC DRAINAGE</b>													

**Interest Accrual**  
**Ft. Bend County**  
Effective Interest - Actual Life  
Receipts in Period  
10/01/21 - 10/31/21

12

CUSIP	Invest Number	Security Description	Purchase Date	Sale Date	Yield Earned	Ending Par Val/Shares	Ending Amor Val/Cost	Purchased Interest	Int/Div Rec In the Perd	Int/Div Accrued In the Perd	PTD Purch Received	Int/Div Rec Purch/Date	Int/Div Accrued Purch/Date
<b>State Pool</b>													
LOG5-Logic-Drainage	AR-0032	State Pool	11/10/08	Open	<u>0.0359</u>	<u>522,385.34</u>	<u>522,385.34</u>	<u>0.00</u>	<u>15.94</u>	<u>0.00</u>	<u>0.00</u>	<u>24,629.11</u>	<u>0.00</u>
<b>State Pool Total</b>					<b><u>0.0359</u></b>	<b><u>522,385.34</u></b>	<b><u>522,385.34</u></b>	<b><u>0.00</u></b>	<b><u>15.94</u></b>	<b><u>0.00</u></b>	<b><u>0.00</u></b>	<b><u>24,629.11</u></b>	<b><u>0.00</u></b>
<b>LOG5 - LOGIC DRAINAGE Total</b>					<b><u>0.0359</u></b>	<b><u>522,385.34</u></b>	<b><u>522,385.34</u></b>	<b><u>0.00</u></b>	<b><u>15.94</u></b>	<b><u>0.00</u></b>	<b><u>0.00</u></b>	<b><u>24,629.11</u></b>	<b><u>0.00</u></b>
<b>LOG8 - LOGIC ROAD &amp; BRIDGE</b>													
<b>State Pool</b>													
LOG8-Logic-Road & Bridge	AR-0035	State Pool	11/10/08	Open	<u>0.0359</u>	<u>2,523,909.07</u>	<u>2,523,909.07</u>	<u>0.00</u>	<u>76.99</u>	<u>0.00</u>	<u>0.00</u>	<u>29,396.59</u>	<u>0.00</u>
<b>State Pool Total</b>					<b><u>0.0359</u></b>	<b><u>2,523,909.07</u></b>	<b><u>2,523,909.07</u></b>	<b><u>0.00</u></b>	<b><u>76.99</u></b>	<b><u>0.00</u></b>	<b><u>0.00</u></b>	<b><u>29,396.59</u></b>	<b><u>0.00</u></b>
<b>LOG8 - LOGIC ROAD &amp; BRIDGE Total</b>					<b><u>0.0359</u></b>	<b><u>2,523,909.07</u></b>	<b><u>2,523,909.07</u></b>	<b><u>0.00</u></b>	<b><u>76.99</u></b>	<b><u>0.00</u></b>	<b><u>0.00</u></b>	<b><u>29,396.59</u></b>	<b><u>0.00</u></b>
<b>MB02 - MBIA GENERAL</b>													
<b>State Pool</b>													
MB02-MBIA General	AR-0015	State Pool	11/01/08	Open	<u>0.0435</u>	<u>51,056,359.75</u>	<u>51,056,359.75</u>	<u>0.00</u>	<u>2,171.69</u>	<u>0.00</u>	<u>0.00</u>	<u>785,710.12</u>	<u>0.00</u>
<b>State Pool Total</b>					<b><u>0.0435</u></b>	<b><u>51,056,359.75</u></b>	<b><u>51,056,359.75</u></b>	<b><u>0.00</u></b>	<b><u>2,171.69</u></b>	<b><u>0.00</u></b>	<b><u>0.00</u></b>	<b><u>785,710.12</u></b>	<b><u>0.00</u></b>
<b>MB02 - MBIA GENERAL Total</b>					<b><u>0.0435</u></b>	<b><u>51,056,359.75</u></b>	<b><u>51,056,359.75</u></b>	<b><u>0.00</u></b>	<b><u>2,171.69</u></b>	<b><u>0.00</u></b>	<b><u>0.00</u></b>	<b><u>785,710.12</u></b>	<b><u>0.00</u></b>
<b>MB03 - MBIA ROAD &amp; BRIDGE</b>													
<b>State Pool</b>													
MB03-MBIA Road & Bridge	AR-0016	State Pool	11/01/08	Open	<u>0.0429</u>	<u>1,577,689.28</u>	<u>1,577,689.28</u>	<u>0.00</u>	<u>127.95</u>	<u>0.00</u>	<u>0.00</u>	<u>118,428.43</u>	<u>0.00</u>
<b>State Pool Total</b>					<b><u>0.0429</u></b>	<b><u>1,577,689.28</u></b>	<b><u>1,577,689.28</u></b>	<b><u>0.00</u></b>	<b><u>127.95</u></b>	<b><u>0.00</u></b>	<b><u>0.00</u></b>	<b><u>118,428.43</u></b>	<b><u>0.00</u></b>
<b>MB03 - MBIA ROAD &amp; BRIDGE Total</b>					<b><u>0.0429</u></b>	<b><u>1,577,689.28</u></b>	<b><u>1,577,689.28</u></b>	<b><u>0.00</u></b>	<b><u>127.95</u></b>	<b><u>0.00</u></b>	<b><u>0.00</u></b>	<b><u>118,428.43</u></b>	<b><u>0.00</u></b>
<b>MB04 - MBIA DRAINAGE</b>													
<b>State Pool</b>													
MB04-MBIA Drainage	AR-0017	State Pool	11/01/08	Open	<u>0.0435</u>	<u>12,293,176.05</u>	<u>12,293,176.05</u>	<u>0.00</u>	<u>468.48</u>	<u>0.00</u>	<u>0.00</u>	<u>148,468.45</u>	<u>2,620.73</u>
<b>State Pool Total</b>					<b><u>0.0435</u></b>	<b><u>12,293,176.05</u></b>	<b><u>12,293,176.05</u></b>	<b><u>0.00</u></b>	<b><u>468.48</u></b>	<b><u>0.00</u></b>	<b><u>0.00</u></b>	<b><u>148,468.45</u></b>	<b><u>2,620.73</u></b>
<b>MB04 - MBIA DRAINAGE Total</b>					<b><u>0.0435</u></b>	<b><u>12,293,176.05</u></b>	<b><u>12,293,176.05</u></b>	<b><u>0.00</u></b>	<b><u>468.48</u></b>	<b><u>0.00</u></b>	<b><u>0.00</u></b>	<b><u>148,468.45</u></b>	<b><u>2,620.73</u></b>
<b>MB06 - MBIA TOLL RD OPERATIONS</b>													
<b>State Pool</b>													
MB06-MBIA Toll Rd. Operations	AR-0019	State Pool	11/01/08	Open	<u>0.0436</u>	<u>66,999,761.20</u>	<u>66,999,761.20</u>	<u>0.00</u>	<u>2,364.66</u>	<u>0.00</u>	<u>0.00</u>	<u>686,927.64</u>	<u>38,363.64</u>
<b>State Pool Total</b>					<b><u>0.0436</u></b>	<b><u>66,999,761.20</u></b>	<b><u>66,999,761.20</u></b>	<b><u>0.00</u></b>	<b><u>2,364.66</u></b>	<b><u>0.00</u></b>	<b><u>0.00</u></b>	<b><u>686,927.64</u></b>	<b><u>38,363.64</u></b>
<b>MB06 - MBIA TOLL RD OPERATIONS Total</b>					<b><u>0.0436</u></b>	<b><u>66,999,761.20</u></b>	<b><u>66,999,761.20</u></b>	<b><u>0.00</u></b>	<b><u>2,364.66</u></b>	<b><u>0.00</u></b>	<b><u>0.00</u></b>	<b><u>686,927.64</u></b>	<b><u>38,363.64</u></b>
<b>MB18 - MBIA COUNTYS CARES ACT</b>													
<b>State Pool</b>													
MB18-MBIA COUNTY'S CARES ACT	AR-0048	State Pool	05/12/20	Open	<u>0.0435</u>	<u>70,011,234.17</u>	<u>70,011,234.17</u>	<u>0.00</u>	<u>2,709.71</u>	<u>0.00</u>	<u>0.00</u>	<u>113,153.63</u>	<u>0.00</u>
<b>State Pool Total</b>					<b><u>0.0435</u></b>	<b><u>70,011,234.17</u></b>	<b><u>70,011,234.17</u></b>	<b><u>0.00</u></b>	<b><u>2,709.71</u></b>	<b><u>0.00</u></b>	<b><u>0.00</u></b>	<b><u>113,153.63</u></b>	<b><u>0.00</u></b>
<b>MB18 - MBIA COUNTYS CARES ACT Total</b>					<b><u>0.0435</u></b>	<b><u>70,011,234.17</u></b>	<b><u>70,011,234.17</u></b>	<b><u>0.00</u></b>	<b><u>2,709.71</u></b>	<b><u>0.00</u></b>	<b><u>0.00</u></b>	<b><u>113,153.63</u></b>	<b><u>0.00</u></b>
<b>MB19 - MBIA FBC ASSIST DIST #2</b>													
<b>State Pool</b>													
MB19-MBIA FBC ASSIST. DIST. #2	AR-0049	State Pool	05/13/20	Open	<u>0.0436</u>	<u>4,507,061.73</u>	<u>4,507,061.73</u>	<u>0.00</u>	<u>166.71</u>	<u>0.00</u>	<u>0.00</u>	<u>7,061.73</u>	<u>0.00</u>
<b>State Pool Total</b>					<b><u>0.0436</u></b>	<b><u>4,507,061.73</u></b>	<b><u>4,507,061.73</u></b>	<b><u>0.00</u></b>	<b><u>166.71</u></b>	<b><u>0.00</u></b>	<b><u>0.00</u></b>	<b><u>7,061.73</u></b>	<b><u>0.00</u></b>
<b>MB19 - MBIA FBC ASSIST DIST #2 Total</b>					<b><u>0.0436</u></b>	<b><u>4,507,061.73</u></b>	<b><u>4,507,061.73</u></b>	<b><u>0.00</u></b>	<b><u>166.71</u></b>	<b><u>0.00</u></b>	<b><u>0.00</u></b>	<b><u>7,061.73</u></b>	<b><u>0.00</u></b>
<b>MB20 - MBIA FBC ASSIST DIST #4</b>													
<b>State Pool</b>													
MB20- MBIA FBC ASSIST. DIST. #4	AR-0050	State Pool	05/13/20	Open	<u>0.0436</u>	<u>1,253,416.21</u>	<u>1,253,416.21</u>	<u>0.00</u>	<u>46.36</u>	<u>0.00</u>	<u>0.00</u>	<u>3,416.21</u>	<u>0.00</u>
<b>State Pool Total</b>					<b><u>0.0436</u></b>	<b><u>1,253,416.21</u></b>	<b><u>1,253,416.21</u></b>	<b><u>0.00</u></b>	<b><u>46.36</u></b>	<b><u>0.00</u></b>	<b><u>0.00</u></b>	<b><u>3,416.21</u></b>	<b><u>0.00</u></b>
<b>MB20 - MBIA FBC ASSIST DIST #4 Total</b>					<b><u>0.0436</u></b>	<b><u>1,253,416.21</u></b>	<b><u>1,253,416.21</u></b>	<b><u>0.00</u></b>	<b><u>46.36</u></b>	<b><u>0.00</u></b>	<b><u>0.00</u></b>	<b><u>3,416.21</u></b>	<b><u>0.00</u></b>
<b>MB21 - MBIA ASSIST DIST #6</b>													
<b>State Pool</b>													

**Interest Accrual**  
**Ft. Bend County**  
Effective Interest - Actual Life  
Receipts in Period  
10/01/21 - 10/31/21

CUSIP	Invest Number	Security Description	Purchase Date	Sale Date	Yield Earned	Ending Par Val/Shares	Ending Amor Val/Cost	Purchased Interest	Int/Div Rec In the Perd	Int/Div Accrued In the Perd	PTD Purch Received	Int/Div Rec Purch/Date	Int/Div Accrued Purch/Date
MB21-MBIA FBC ASSIST. DIST. #6	AR-0051	State Pool	05/13/20	Open	0.0435	2,005,465.85	2,005,465.85	0.00	74.14	0.00	0.00	5,465.85	0.00
<b>State Pool Total</b>					<b>0.0435</b>	<b>2,005,465.85</b>	<b>2,005,465.85</b>	<b>0.00</b>	<b>74.14</b>	<b>0.00</b>	<b>0.00</b>	<b>5,465.85</b>	<b>0.00</b>
<b>MB21 - MBIA ASSIST DIST #6 Total</b>					<b>0.0435</b>	<b>2,005,465.85</b>	<b>2,005,465.85</b>	<b>0.00</b>	<b>74.14</b>	<b>0.00</b>	<b>0.00</b>	<b>5,465.85</b>	<b>0.00</b>
<b>MB23 - MBIA JUVENILE</b>													
<b>State Pool</b>													
MB23-MBIA JUVENILE	AR-0053	State Pool	05/13/20	Open	0.0419	0.00	0.00	0.00	48.40	0.00	0.00	16,233.63	0.00
<b>State Pool Total</b>					<b>0.0419</b>	<b>0.00</b>	<b>0.00</b>	<b>0.00</b>	<b>48.40</b>	<b>0.00</b>	<b>0.00</b>	<b>16,233.63</b>	<b>0.00</b>
<b>MB23 - MBIA JUVENILE Total</b>					<b>0.0419</b>	<b>0.00</b>	<b>0.00</b>	<b>0.00</b>	<b>48.40</b>	<b>0.00</b>	<b>0.00</b>	<b>16,233.63</b>	<b>0.00</b>
<b>MB24 - MBIA DEBT SERVICE</b>													
<b>State Pool</b>													
MB24-MBIA DEBT SERVICE	AR-0054	State Pool	05/13/20	Open	0.0437	8,510,724.95	8,510,724.95	0.00	243.93	0.00	0.00	42,447.71	0.00
<b>State Pool Total</b>					<b>0.0437</b>	<b>8,510,724.95</b>	<b>8,510,724.95</b>	<b>0.00</b>	<b>243.93</b>	<b>0.00</b>	<b>0.00</b>	<b>42,447.71</b>	<b>0.00</b>
<b>MB24 - MBIA DEBT SERVICE Total</b>					<b>0.0437</b>	<b>8,510,724.95</b>	<b>8,510,724.95</b>	<b>0.00</b>	<b>243.93</b>	<b>0.00</b>	<b>0.00</b>	<b>42,447.71</b>	<b>0.00</b>
<b>MB25 - MBIA DRAINAGE DEBT SERVICE</b>													
<b>State Pool</b>													
MB25-MBIA DRAINAGE DEBT SERVICE	AR-0055	State Pool	05/13/20	Open	0.0435	2,502,958.95	2,502,958.95	0.00	92.57	0.00	0.00	2,958.95	0.00
<b>State Pool Total</b>					<b>0.0435</b>	<b>2,502,958.95</b>	<b>2,502,958.95</b>	<b>0.00</b>	<b>92.57</b>	<b>0.00</b>	<b>0.00</b>	<b>2,958.95</b>	<b>0.00</b>
<b>MB25 - MBIA DRAINAGE DEBT SERVICE Total</b>					<b>0.0435</b>	<b>2,502,958.95</b>	<b>2,502,958.95</b>	<b>0.00</b>	<b>92.57</b>	<b>0.00</b>	<b>0.00</b>	<b>2,958.95</b>	<b>0.00</b>
<b>MB26 - MBIA FACILITIES BOND 2018</b>													
<b>State Pool</b>													
MB26-FACILITIES BOND 2018	AR-0056	State Pool	05/13/20	Open	0.0435	10,036,832.26	10,036,832.26	0.00	371.19	0.00	0.00	36,832.26	0.00
<b>State Pool Total</b>					<b>0.0435</b>	<b>10,036,832.26</b>	<b>10,036,832.26</b>	<b>0.00</b>	<b>371.19</b>	<b>0.00</b>	<b>0.00</b>	<b>36,832.26</b>	<b>0.00</b>
<b>MB26 - MBIA FACILITIES BOND 2018 Total</b>					<b>0.0435</b>	<b>10,036,832.26</b>	<b>10,036,832.26</b>	<b>0.00</b>	<b>371.19</b>	<b>0.00</b>	<b>0.00</b>	<b>36,832.26</b>	<b>0.00</b>
<b>MB27 - MBIA TX HERITAGE PARKWAY 2020</b>													
<b>State Pool</b>													
MB27-MBIA TX HERITAGE PARKWAY	AR-0057	State Pool	05/13/20	Open	0.0436	5,008,876.82	5,008,876.82	0.00	185.27	0.00	0.00	39,256.17	0.00
<b>State Pool Total</b>					<b>0.0436</b>	<b>5,008,876.82</b>	<b>5,008,876.82</b>	<b>0.00</b>	<b>185.27</b>	<b>0.00</b>	<b>0.00</b>	<b>39,256.17</b>	<b>0.00</b>
<b>MB27 - MBIA TX HERITAGE PARKWAY 2020 Total</b>					<b>0.0436</b>	<b>5,008,876.82</b>	<b>5,008,876.82</b>	<b>0.00</b>	<b>185.27</b>	<b>0.00</b>	<b>0.00</b>	<b>39,256.17</b>	<b>0.00</b>
<b>MB28 - MBIA Grand Parkway 2021</b>													
<b>State Pool</b>													
MB28-MBIA GRAND PARKWAY 2021	AR-0059	State Pool	08/02/21	Open	0.0435	32,003,379.31	32,003,379.31	0.00	1,183.65	0.00	0.00	3,379.31	0.00
<b>State Pool Total</b>					<b>0.0435</b>	<b>32,003,379.31</b>	<b>32,003,379.31</b>	<b>0.00</b>	<b>1,183.65</b>	<b>0.00</b>	<b>0.00</b>	<b>3,379.31</b>	<b>0.00</b>
<b>MB28 - MBIA Grand Parkway 2021 Total</b>					<b>0.0435</b>	<b>32,003,379.31</b>	<b>32,003,379.31</b>	<b>0.00</b>	<b>1,183.65</b>	<b>0.00</b>	<b>0.00</b>	<b>3,379.31</b>	<b>0.00</b>
<b>MB29 - MBIA Sr Lien 2021</b>													
<b>State Pool</b>													
MB29-MBIA SR LIEN TOLL RD 2021	AR-0060	State Pool	08/02/21	Open	0.0435	71,008,014.91	71,008,014.91	0.00	2,626.25	0.00	0.00	8,014.91	0.00
<b>State Pool Total</b>					<b>0.0435</b>	<b>71,008,014.91</b>	<b>71,008,014.91</b>	<b>0.00</b>	<b>2,626.25</b>	<b>0.00</b>	<b>0.00</b>	<b>8,014.91</b>	<b>0.00</b>
<b>MB29 - MBIA Sr Lien 2021 Total</b>					<b>0.0435</b>	<b>71,008,014.91</b>	<b>71,008,014.91</b>	<b>0.00</b>	<b>2,626.25</b>	<b>0.00</b>	<b>0.00</b>	<b>8,014.91</b>	<b>0.00</b>
<b>MB30 - MBIA Flood Proj Drainage 20</b>													
<b>State Pool</b>													
MB30-MBIA FLOOD PRO DRAINAGE 20	AR-0061	State Pool	08/02/21	Open	0.0437	14,001,180.86	14,001,180.86	0.00	404.48	0.00	0.00	1,180.86	0.00
<b>State Pool Total</b>					<b>0.0437</b>	<b>14,001,180.86</b>	<b>14,001,180.86</b>	<b>0.00</b>	<b>404.48</b>	<b>0.00</b>	<b>0.00</b>	<b>1,180.86</b>	<b>0.00</b>
<b>MB30 - MBIA Flood Proj Drainage 20 Total</b>					<b>0.0437</b>	<b>14,001,180.86</b>	<b>14,001,180.86</b>	<b>0.00</b>	<b>404.48</b>	<b>0.00</b>	<b>0.00</b>	<b>1,180.86</b>	<b>0.00</b>
<b>TT00 - TEXAS TERM GENERAL</b>													
<b>State Pool</b>													
TT00-TX TERM General	AR-0022	State Pool	11/01/08	Open	0.0220	1,071.88	1,071.88	0.00	0.02	0.00	0.00	21,456.65	0.00

**Interest Accrual**  
**Ft. Bend County**  
Effective Interest - Actual Life  
Receipts in Period  
10/01/21 - 10/31/21

CUSIP	Invest Number	Security Description	Purchase Date	Sale Date	Yield Earned	Ending Par Val/Shares	Ending Amor Val/Cost	Purchased Interest	Int/Div Rec In the Perd	Int/Div Accrued In the Perd	PTD Purch Received	Int/Div Rec Purch/Date	Int/Div Accrued Purch/Date
<b>State Pool Total</b>					<u>0.0220</u>	<u>1,071.88</u>	<u>1,071.88</u>	<u>0.00</u>	<u>0.02</u>	<u>0.00</u>	<u>0.00</u>	<u>21,456.65</u>	<u>0.00</u>
<b>TT00 - TEXAS TERM GENERAL Total</b>					<u>0.0220</u>	<u>1,071.88</u>	<u>1,071.88</u>	<u>0.00</u>	<u>0.02</u>	<u>0.00</u>	<u>0.00</u>	<u>21,456.65</u>	<u>0.00</u>
<b>TT02 - TEXAS TERM TOLL OPERATIONS</b>													
<b>State Pool</b>													
TT02-TX TERM Toll Rd. Operation	AR-0024	State Pool	11/01/08	Open	0.0220	1,070.66	1,070.66	0.00	0.02	0.00	0.00	18,000.56	0.00
<b>State Pool Total</b>					<u>0.0220</u>	<u>1,070.66</u>	<u>1,070.66</u>	<u>0.00</u>	<u>0.02</u>	<u>0.00</u>	<u>0.00</u>	<u>18,000.56</u>	<u>0.00</u>
<b>TT02 - TEXAS TERM TOLL OPERATIONS Total</b>					<u>0.0220</u>	<u>1,070.66</u>	<u>1,070.66</u>	<u>0.00</u>	<u>0.02</u>	<u>0.00</u>	<u>0.00</u>	<u>18,000.56</u>	<u>0.00</u>
<b>TT04 - TEXAS TERM ROAD &amp; BRIDGE</b>													
<b>State Pool</b>													
TT04-TX TERM Road & Bridge	AR-0026	State Pool	11/01/08	Open	0.0220	1,068.71	1,068.71	0.00	0.02	0.00	0.00	8,275.99	0.00
<b>State Pool Total</b>					<u>0.0220</u>	<u>1,068.71</u>	<u>1,068.71</u>	<u>0.00</u>	<u>0.02</u>	<u>0.00</u>	<u>0.00</u>	<u>8,275.99</u>	<u>0.00</u>
<b>TT04 - TEXAS TERM ROAD &amp; BRIDGE Total</b>					<u>0.0220</u>	<u>1,068.71</u>	<u>1,068.71</u>	<u>0.00</u>	<u>0.02</u>	<u>0.00</u>	<u>0.00</u>	<u>8,275.99</u>	<u>0.00</u>
<b>TT05 - TEXAS TERM DRAINAGE</b>													
<b>State Pool</b>													
TT05-TX TERM Drainage	AR-0027	State Pool	11/01/08	Open	0.0332	354.55	354.55	0.00	0.01	0.00	0.00	5,033.82	0.00
<b>State Pool Total</b>					<u>0.0332</u>	<u>354.55</u>	<u>354.55</u>	<u>0.00</u>	<u>0.01</u>	<u>0.00</u>	<u>0.00</u>	<u>5,033.82</u>	<u>0.00</u>
<b>TT05 - TEXAS TERM DRAINAGE Total</b>					<u>0.0332</u>	<u>354.55</u>	<u>354.55</u>	<u>0.00</u>	<u>0.01</u>	<u>0.00</u>	<u>0.00</u>	<u>5,033.82</u>	<u>0.00</u>

# Premium/Discount Amortization

## Ft. Bend County

Effective Interest - Actual Life  
Receipts in Period  
10/01/21 - 10/31/21

15

CUSIP	Invest Number	Security Description	Purchase Date	Amortiz Date	Yield Earned	Beginning Par Val/Shares	Beginning Unamor Val/Cost	Premium Discount	Ending Par Val/Shares	Ending Amor Val/Cost	Unamor Prem/Dscnt	Amortization In the Perd	Amortization Purch/Date
<b>Money Market</b>													
	AR-0058	Money Market	01/31/21	Open	0.0635	141,804,048.68	141,804,048.68	0.00	126,598,274.38	126,598,274.38	0.00	0.00	0.00
<b>Money Market Total</b>					<b>0.0635</b>	<b>141,804,048.68</b>	<b>141,804,048.68</b>	<b>0.00</b>	<b>126,598,274.38</b>	<b>126,598,274.38</b>	<b>0.00</b>	<b>0.00</b>	<b>0.00</b>
<b>State Pool</b>													
MB02-MBIA General	AR-0015	State Pool	11/01/08	Open	0.0435	61,054,188.06	61,054,188.06	0.00	51,056,359.75	51,056,359.75	0.00	0.00	0.00
MB03-MBIA Road & Bridge	AR-0016	State Pool	11/01/08	Open	0.0429	6,577,561.33	6,577,561.33	0.00	1,577,689.28	1,577,689.28	0.00	0.00	0.00
MB04-MBIA Drainage	AR-0017	State Pool	11/01/08	Open	0.0435	13,292,707.57	13,292,707.57	0.00	12,293,176.05	12,293,176.05	0.00	0.00	0.00
MB06-MBIA Toll Rd. Operations	AR-0019	State Pool	11/01/08	Open	0.0436	62,997,396.54	62,997,396.54	0.00	66,999,761.20	66,999,761.20	0.00	0.00	0.00
TT00-TX TERM General	AR-0022	State Pool	11/01/08	Open	0.0220	1,071.86	1,071.86	0.00	1,071.88	1,071.88	0.00	0.00	0.00
TT02-TX TERM Toll Rd. Operation	AR-0024	State Pool	11/01/08	Open	0.0220	1,070.64	1,070.64	0.00	1,070.66	1,070.66	0.00	0.00	0.00
TT04-TX TERM Road & Bridge	AR-0026	State Pool	11/01/08	Open	0.0220	1,068.69	1,068.69	0.00	1,068.71	1,068.71	0.00	0.00	0.00
TT05-TX TERM Drainage	AR-0027	State Pool	11/01/08	Open	0.0332	354.54	354.54	0.00	354.55	354.55	0.00	0.00	0.00
LOG1-Logic- General	AR-0028	State Pool	11/10/08	Open	0.0359	743,093.79	743,093.79	0.00	743,116.46	743,116.46	0.00	0.00	0.00
LOG2-Logic-Toll Rd. Operations	AR-0029	State Pool	11/10/08	Open	0.0359	35,128,468.10	35,128,468.10	0.00	35,129,539.70	35,129,539.70	0.00	0.00	0.00
LOG5-Logic-Drainage	AR-0032	State Pool	11/10/08	Open	0.0359	522,369.40	522,369.40	0.00	522,385.34	522,385.34	0.00	0.00	0.00
LOG8-Logic-Road & Bridge	AR-0035	State Pool	11/10/08	Open	0.0359	2,523,832.08	2,523,832.08	0.00	2,523,909.07	2,523,909.07	0.00	0.00	0.00
MB12-MBIA ESD 100 AGREEMENT	AR-0041	State Pool	08/31/16	Open	0.0435	3,990,831.51	3,990,831.51	0.00	3,990,979.11	3,990,979.11	0.00	0.00	0.00
MB13-MBIA ASSISTANCE DIST #1	AR-0042	State Pool	08/31/16	Open	0.0436	4,000,228.02	4,000,228.02	0.00	4,000,375.99	4,000,375.99	0.00	0.00	0.00
MB14-MBIA GR PARKWAY OPERATIONS	AR-0043	State Pool	08/31/16	Open	0.0436	39,913,750.04	39,913,750.04	0.00	42,915,252.28	42,915,252.28	0.00	0.00	0.00
MB17 - SR LIEN BOND 2016	AR-0046	State Pool	12/09/16	Open	0.0437	4,020,285.71	4,020,285.71	0.00	6,020,451.72	6,020,451.72	0.00	0.00	0.00
LO10-LOGIC-COUNTY'S CARE ACT	AR-0047	State Pool	05/12/20	Open	0.0359	15,001,441.83	15,001,441.83	0.00	15,001,899.48	15,001,899.48	0.00	0.00	0.00
MB18-MBIA COUNTY'S CARES ACT	AR-0048	State Pool	05/12/20	Open	0.0435	75,008,524.46	75,008,524.46	0.00	70,011,234.17	70,011,234.17	0.00	0.00	0.00
MB19-MBIA FBC ASSIST. DIST. #2	AR-0049	State Pool	05/13/20	Open	0.0436	4,506,895.02	4,506,895.02	0.00	4,507,061.73	4,507,061.73	0.00	0.00	0.00
MB20- MBIA FBC ASSIST. DIST. #4	AR-0050	State Pool	05/13/20	Open	0.0436	1,253,369.85	1,253,369.85	0.00	1,253,416.21	1,253,416.21	0.00	0.00	0.00
MB21-MBIA FBC ASSIST. DIST. #6	AR-0051	State Pool	05/13/20	Open	0.0435	2,005,391.71	2,005,391.71	0.00	2,005,465.85	2,005,465.85	0.00	0.00	0.00
MB23-MBIA JUVENILE	AR-0053	State Pool	05/13/20	Open	0.0419	4,516,185.23	4,516,185.23	0.00	0.00	0.00	0.00	0.00	0.00
MB24-MBIA DEBT SERVICE	AR-0054	State Pool	05/13/20	Open	0.0437	6,010,481.02	6,010,481.02	0.00	8,510,724.95	8,510,724.95	0.00	0.00	0.00
MB25-MBIA DRAINAGE DEBT SERVICE	AR-0055	State Pool	05/13/20	Open	0.0435	2,502,866.38	2,502,866.38	0.00	2,502,958.95	2,502,958.95	0.00	0.00	0.00
MB26-FACILITIES BOND 2018	AR-0056	State Pool	05/13/20	Open	0.0435	10,036,461.07	10,036,461.07	0.00	10,036,832.26	10,036,832.26	0.00	0.00	0.00
MB27-MBIA TX HERITAGE PARKWAY	AR-0057	State Pool	05/13/20	Open	0.0436	5,008,691.55	5,008,691.55	0.00	5,008,876.82	5,008,876.82	0.00	0.00	0.00
MB28-MBIA GRAND PARKWAY 2021	AR-0059	State Pool	08/02/21	Open	0.0435	32,002,195.66	32,002,195.66	0.00	32,003,379.31	32,003,379.31	0.00	0.00	0.00
MB29-MBIA SR LIEN TOLL RD 2021	AR-0060	State Pool	08/02/21	Open	0.0435	71,005,388.66	71,005,388.66	0.00	71,008,014.91	71,008,014.91	0.00	0.00	0.00
MB30-MBIA FLOOD PRO DRAINAGE 20	AR-0061	State Pool	08/02/21	Open	0.0437	10,000,776.38	10,000,776.38	0.00	14,001,180.86	14,001,180.86	0.00	0.00	0.00
<b>State Pool Total</b>					<b>0.0427</b>	<b>473,626,946.70</b>	<b>473,626,946.70</b>	<b>0.00</b>	<b>463,627,607.25</b>	<b>463,627,607.25</b>	<b>0.00</b>	<b>0.00</b>	<b>0.00</b>
<b>Investment Total</b>					<b>0.0475</b>	<b>615,430,995.38</b>	<b>615,430,995.38</b>	<b>0.00</b>	<b>590,225,881.63</b>	<b>590,225,881.63</b>	<b>0.00</b>	<b>0.00</b>	<b>0.00</b>



# Open Investments

## Ft. Bend County

Effective Interest - Actual Life  
Receipts in Period  
10/31/21

CUSIP	Invest Number	Security Description	Invest Class	Purchase Date	Call Date	Purchase Institut	SafeKeep Institut	Issuing Institut	Yield Matur	Yield Call	Original Unit Cost	Original Par Val/Shares	Original Princ/Cost	Orig Prem Discount	Ending Unit Price	Ending Par Val/Shares	Ending Amor Val/Cost	Ending Prem/Dscnt
<b>Money Market</b>																		
Cadence-Money Market Accts																		
	AR-0058	Money Market		01/31/21	Open	101	None	101	0.0700	0.0700	1.000000	210,194,488.52	210,194,488.52	0.00	1.000000	126,598,274.38	126,598,274.38	0.00
<b>Money Market Total</b>																		
									<b>0.0700</b>	<b>0.0700</b>	<b>1.000000</b>	<b>210,194,488.52</b>	<b>210,194,488.52</b>	<b>0.00</b>	<b>1.000000</b>	<b>126,598,274.38</b>	<b>126,598,274.38</b>	<b>0.00</b>
<b>State Pool</b>																		
MB02-MBIA General																		
	AR-0015	State Pool		11/01/08	Open	2000	None	2000	0.0435	0.0435	1.000000	17,374,917.83	17,374,917.83	0.00	1.000000	51,056,359.75	51,056,359.75	0.00
MB03-MBIA Road & Bridge																		
	AR-0016	State Pool		11/01/08	Open	2000	None	2000	0.0435	0.0435	1.000000	2,856,438.24	2,856,438.24	0.00	1.000000	1,577,689.28	1,577,689.28	0.00
MB04-MBIA Drainage																		
	AR-0017	State Pool		11/01/08	Open	2000	None	2000	0.0435	0.0435	1.000000	1,267,218.21	1,267,218.21	0.00	1.000000	12,293,176.05	12,293,176.05	0.00
MB06-MBIA Toll Rd. Operations																		
	AR-0019	State Pool		11/01/08	Open	2000	None	2000	0.0435	0.0435	1.000000	3,143,377.27	3,143,377.27	0.00	1.000000	66,999,761.20	66,999,761.20	0.00
TT00-TX TERM General																		
	AR-0022	State Pool		11/01/08	Open	2005	None	2005	0.0200	0.0200	1.000000	10,006,437.87	10,006,437.87	0.00	1.000000	1,071.88	1,071.88	0.00
TT02-TX TERM Toll Rd. Operation																		
	AR-0024	State Pool		11/01/08	Open	2005	None	2005	0.0200	0.0200	0.000000	0.00	0.00	0.00	1.000000	1,070.66	1,070.66	0.00
TT04-TX TERM Road & Bridge																		
	AR-0026	State Pool		11/01/08	Open	2005	None	2005	0.0200	0.0200	1.000000	10,463.28	10,463.28	0.00	1.000000	1,068.71	1,068.71	0.00
TT05-TX TERM Drainage																		
	AR-0027	State Pool		11/01/08	Open	2005	None	2005	0.0200	0.0200	1.000000	109,774.61	109,774.61	0.00	1.000000	354.55	354.55	0.00
LOG1-Logic- General																		
	AR-0028	State Pool		11/10/08	Open	200	None	200	0.0359	0.0359	1.000000	10,000,000.00	10,000,000.00	0.00	1.000000	743,116.46	743,116.46	0.00
LOG2-Logic-Toll Rd.Operations																		
	AR-0029	State Pool		11/10/08	Open	200	None	200	0.0359	0.0359	1.000000	2,000,000.00	2,000,000.00	0.00	1.000000	35,129,539.70	35,129,539.70	0.00
LOG5-Logic-Drainage																		
	AR-0032	State Pool		11/10/08	Open	200	None	200	0.0359	0.0359	1.000000	500,000.00	500,000.00	0.00	1.000000	522,385.34	522,385.34	0.00
LOG8-Logic-Road & Bridge																		
	AR-0035	State Pool		11/10/08	Open	200	None	200	0.0359	0.0359	1.000000	1,000,000.00	1,000,000.00	0.00	1.000000	2,523,909.07	2,523,909.07	0.00
MB12-MBIA ESD 100 AGREEMENT																		
	AR-0041	State Pool		08/31/16	Open	2000	None	2000	0.0435	0.0435	1.000000	3,900,000.00	3,900,000.00	0.00	1.000000	3,990,979.11	3,990,979.11	0.00
MB13-MBIA ASSISTANCE DIST #1																		
	AR-0042	State Pool		08/31/16	Open	2000	None	2000	0.0435	0.0435	1.000000	10,000,000.00	10,000,000.00	0.00	1.000000	4,000,375.99	4,000,375.99	0.00
MB14-MBIA GR PARKWAY OPERATIONS																		
	AR-0043	State Pool		08/31/16	Open	2000	None	2000	0.0435	0.0435	1.000000	8,500,000.00	8,500,000.00	0.00	1.000000	42,915,252.28	42,915,252.28	0.00
MB17 - SR LIEN BOND 2016																		
	AR-0046	State Pool		12/09/16	Open	2000	None	2000	0.0435	0.0435	1.000000	35,000,000.00	35,000,000.00	0.00	1.000000	6,020,451.72	6,020,451.72	0.00
LO10-LOGIC-COUNTY'S CARE ACT																		
	AR-0047	State Pool		05/12/20	Open	200	None	200	0.0359	0.0359	1.000000	67,000,000.00	67,000,000.00	0.00	1.000000	15,001,899.48	15,001,899.48	0.00
MB18-MBIA COUNTY'S CARES ACT																		
	AR-0048	State Pool		05/12/20	Open	2000	None	2000	0.0443	0.0443	1.000000	67,000,000.00	67,000,000.00	0.00	1.000000	70,011,234.17	70,011,234.17	0.00
MB19-MBIA FBC ASSIST. DIST. #2																		
	AR-0049	State Pool		05/13/20	Open	2000	None	2000	0.0435	0.0435	1.000000	2,500,000.00	2,500,000.00	0.00	1.000000	4,507,061.73	4,507,061.73	0.00
MB20- MBIA FBC ASSIST. DIST. #4																		
	AR-0050	State Pool		05/13/20	Open	2000	None	2000	0.0435	0.0435	1.000000	1,250,000.00	1,250,000.00	0.00	1.000000	1,253,416.21	1,253,416.21	0.00
MB21-MBIA FBC ASSIST. DIST. #6																		
	AR-0051	State Pool		05/13/20	Open	2000	None	2000	0.0435	0.0435	1.000000	2,000,000.00	2,000,000.00	0.00	1.000000	2,005,465.85	2,005,465.85	0.00
MB23-MBIA JUVENILE																		
	AR-0053	State Pool		05/13/20	Open	2000	None	2000	0.0435	0.0435	1.000000	8,000,000.00	8,000,000.00	0.00	0.000000	0.00	0.00	0.00
MB24-MBIA DEBT SERVICE																		
	AR-0054	State Pool		05/13/20	Open	2000	None	2000	0.0443	0.0443	1.000000	21,000,000.00	21,000,000.00	0.00	1.000000	8,510,724.95	8,510,724.95	0.00
MB25-MBIA DRAINAGE DEBT SERVICE																		
	AR-0055	State Pool		05/13/20	Open	2000	None	2000	0.0435	0.0435	1.000000	1,000,000.00	1,000,000.00	0.00	1.000000	2,502,958.95	2,502,958.95	0.00
MB26-FACILITIES BOND 2018																		
	AR-0056	State Pool		05/13/20	Open	2000	None	2000	0.0435	0.0435	1.000000	14,000,000.00	14,000,000.00	0.00	1.000000	10,036,832.26	10,036,832.26	0.00
MB27-MBIA TX HERITAGE PARKWAY																		
	AR-0057	State Pool		05/13/20	Open	2000	None	2000	0.0435	0.0435	1.000000	17,000,000.00	17,000,000.00	0.00	1.000000	5,008,876.82	5,008,876.82	0.00
MB28-MBIA GRAND PARKWAY 2021																		
	AR-0059	State Pool		08/02/21	Open	2000	None	2000	0.0435	0.0435	1.000000	25,000,000.00	25,000,000.00	0.00	1.000000	32,003,379.31	32,003,379.31	0.00
MB29-MBIA SR LIEN TOLL RD 2021																		
	AR-0060	State Pool		08/02/21	Open	2000	None	2000	0.0435	0.0435	1.000000	68,000,000.00	68,000,000.00	0.00	1.000000	71,008,014.91	71,008,014.91	0.00
MB30-MBIA FLOOD PRO DRAINAGE 20																		
	AR-0061	State Pool		08/02/21	Open	2000	None	2000	0.0435	0.0435	1.000000	10,000,000.00	10,000,000.00	0.00	1.000000	14,001,180.86	14,001,180.86	0.00
<b>State Pool Total</b>																		
									<b>0.0428</b>	<b>0.0428</b>	<b>1.000000</b>	<b>409,418,627.31</b>	<b>409,418,627.31</b>	<b>0.00</b>	<b>1.000000</b>	<b>463,627,607.25</b>	<b>463,627,607.25</b>	<b>0.00</b>
<b>Investment Total</b>																		
									<b>0.0486</b>	<b>0.0486</b>	<b>1.000000</b>	<b>619,613,115.83</b>	<b>619,613,115.83</b>	<b>0.00</b>	<b>1.000000</b>	<b>590,225,881.63</b>	<b>590,225,881.63</b>	<b>0.00</b>

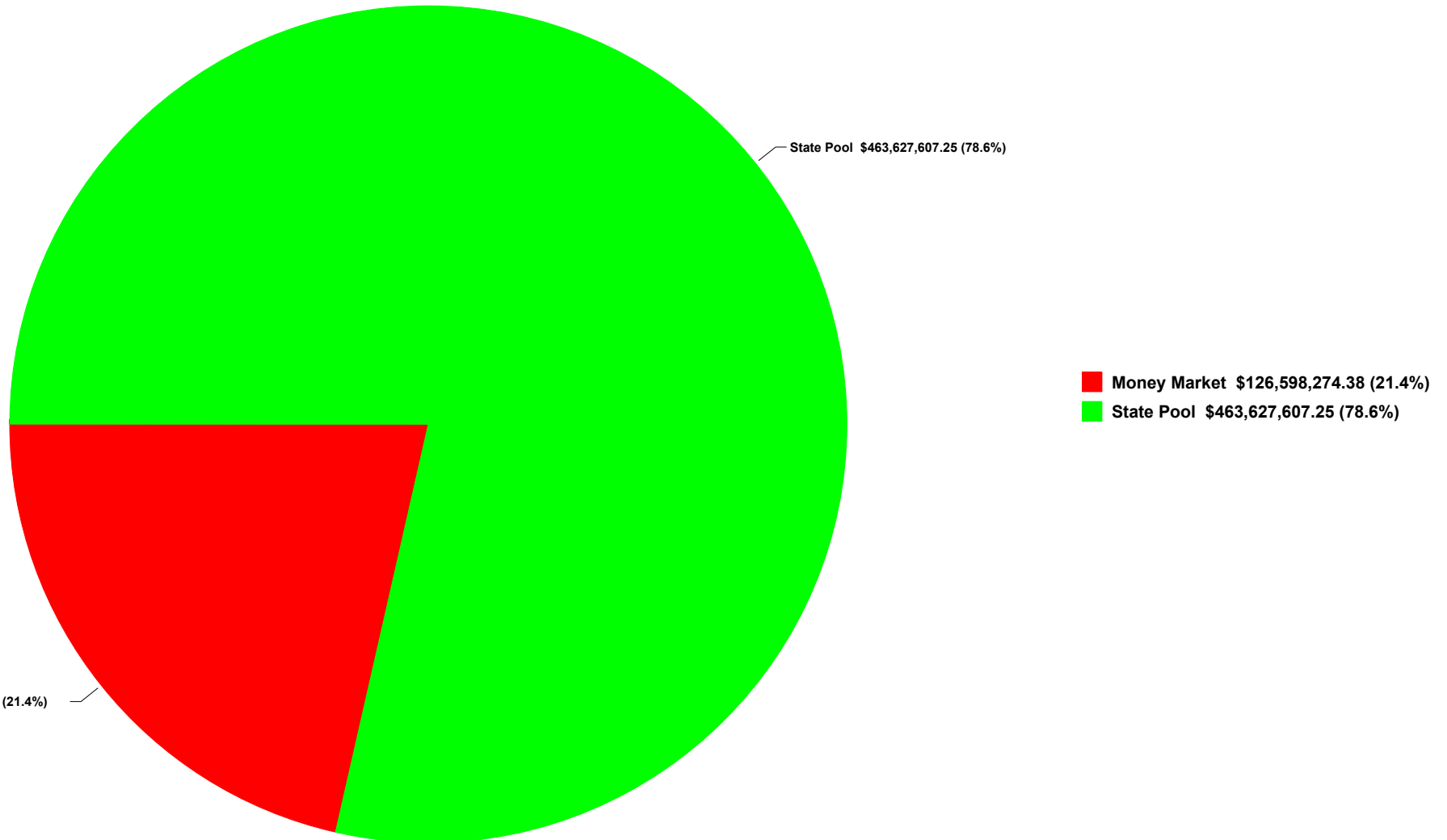


# Open Investments

## Ft. Bend County

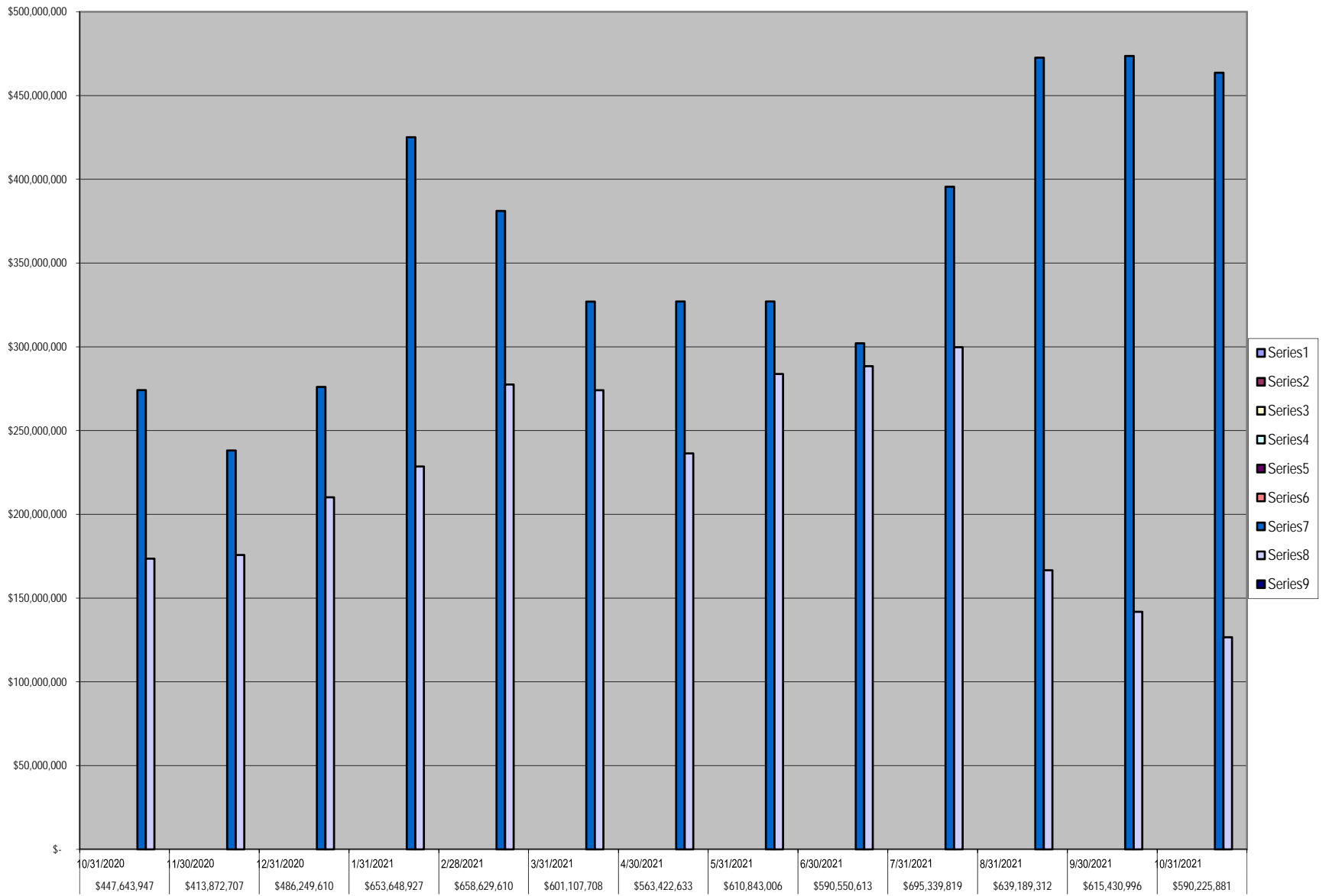
Effective Interest - Actual Life  
Receipts in Period  
10/31/21

Showing Ending Par Val/Shares: \$590,225,881.63



## FBC INVESTMENT TRAILING 12 MONTHS

Open		FARMERS											Prosperity	Prosperity -
Investments		MAC DN	FFCB	FHLB	FHLMC	FNMA	FNMA	DISCOUNT	NOTE	State Pool	Money Market	Invst. Acct.		
\$ 447,643,947	10/31/2020	\$ -	\$ -	\$ -	\$ -	\$ -	\$ -	\$ -	\$ -	\$ 274,128,242	\$ 173,515,705	\$ -	\$ -	\$ -
\$ 413,872,707	11/30/2020	\$ -	\$ -	\$ -	\$ -	\$ -	\$ -	\$ -	\$ -	\$ 238,129,414	\$ 175,743,293	\$ -	\$ -	\$ -
\$ 486,249,610	12/31/2020	\$ -	\$ -	\$ -	\$ -	\$ -	\$ -	\$ -	\$ -	\$ 276,055,122	\$ 210,194,488	\$ -	\$ -	\$ -
\$ 653,648,927	1/31/2021	\$ -	\$ -	\$ -	\$ -	\$ -	\$ -	\$ -	\$ -	\$ 425,089,250	\$ 228,559,677	\$ -	\$ -	\$ -
\$ 658,629,610	2/28/2021	\$ -	\$ -	\$ -	\$ -	\$ -	\$ -	\$ -	\$ -	\$ 381,123,831	\$ 277,505,779	\$ -	\$ -	\$ -
\$ 601,107,708	3/31/2021	\$ -	\$ -	\$ -	\$ -	\$ -	\$ -	\$ -	\$ -	\$ 327,009,281	\$ 274,098,427	\$ -	\$ -	\$ -
\$ 563,422,633	4/30/2021	\$ -	\$ -	\$ -	\$ -	\$ -	\$ -	\$ -	\$ -	\$ 327,031,885	\$ 236,390,748	\$ -	\$ -	\$ -
\$ 610,843,006	5/31/2021	\$ -	\$ -	\$ -	\$ -	\$ -	\$ -	\$ -	\$ -	\$ 327,053,566	\$ 283,789,440	\$ -	\$ -	\$ -
\$ 590,550,613	6/30/2021	\$ -	\$ -	\$ -	\$ -	\$ -	\$ -	\$ -	\$ -	\$ 302,069,061	\$ 288,481,552	\$ -	\$ -	\$ -
\$ 695,339,819	7/31/2021	\$ -	\$ -	\$ -	\$ -	\$ -	\$ -	\$ -	\$ -	\$ 395,587,723	\$ 299,752,096	\$ -	\$ -	\$ -
\$ 639,189,312	8/31/2021	\$ -	\$ -	\$ -	\$ -	\$ -	\$ -	\$ -	\$ -	\$ 472,609,124	\$ 166,580,188	\$ -	\$ -	\$ -
\$ 615,430,996	9/30/2021	\$ -	\$ -	\$ -	\$ -	\$ -	\$ -	\$ -	\$ -	\$ 473,626,947	\$ 141,804,049	\$ -	\$ -	\$ -
\$ 590,225,881	10/31/2021	\$ -	\$ -	\$ -	\$ -	\$ -	\$ -	\$ -	\$ -	\$ 463,627,607	\$ 126,598,274	\$ -	\$ -	\$ -





11/02/2021

To Whom It May Concern,

In accordance with Cadence Bank's Depository Bid, the interest rate for the month of October 2021 is a fixed rate of 0.07% for all Fort Bend County interest-bearing accounts.

Sincerely,

*Amy Wills*

**Amy Wills**  
**VP, Treasury Management Officer**  
**Cadence Bank N.A.**



Texas CLASS

Texas CLASS Average Monthly Yield: 0,0435%

Date	Dividend Rate	Daily Yield
10/01/2021	0.000003393	0.0413%
10/02/2021	0.000000000	0.0413%
10/03/2021	0.000000000	0.0413%
10/04/2021	0.000001165	0.0425%
10/05/2021	0.000001084	0.0395%
10/06/2021	0.000001169	0.0427%
10/07/2021	0.000001104	0.0403%
10/08/2021	0.000004712	0.0430%
10/09/2021	0.000000000	0.0430%
10/10/2021	0.000000000	0.0430%
10/11/2021	0.000000000	0.0430%
10/12/2021	0.000001193	0.0436%
10/13/2021	0.000001204	0.0440%
10/14/2021	0.000001243	0.0453%
10/15/2021	0.000003696	0.0450%
10/16/2021	0.000000000	0.0450%
10/17/2021	0.000000000	0.0450%
10/18/2021	0.000001256	0.0458%
10/19/2021	0.000001240	0.0453%
10/20/2021	0.000001214	0.0443%
10/21/2021	0.000001178	0.0430%
10/22/2021	0.000003486	0.0424%
10/23/2021	0.000000000	0.0424%
10/24/2021	0.000000000	0.0424%
10/25/2021	0.000001197	0.0437%
10/26/2021	0.000001196	0.0436%
10/27/2021	0.000001206	0.0441%
10/28/2021	0.000001219	0.0445%
10/29/2021	0.000003831	0.0466%
10/30/2021	0.000000000	0.0466%
10/31/2021	0.000000000	0.0466%

Performance results are shown net of all fees and expenses and reflect the reinvestment of dividends and other earnings. Many factors affect performance including changes in market conditions and interest rates and in response to other economic, political, or financial developments. Investment involves risk including the possible loss of principal. No assurance can be given that the performance objectives of a given strategy will be achieved. **Past performance is no guarantee of future results. Any financial and/or investment decision may incur losses.**



**October 31, 2021**

**Current Yield<sup>1</sup>: 0.0151%**

## Historical Rates Monthly Distribution Yields<sup>2</sup>

	2011	2012	2013	2014	2015	2016	2017	2018	2019	2020	2021
January	0.1384%	0.0821%	0.1161%	0.0389%	0.0671%	0.3506%	0.5788%	1.3427%	2.3957%	1.6102%	0.0733%
February	0.1661%	0.1005%	0.0954%	0.0367%	0.0813%	0.3915%	0.5908%	1.3987%	2.3957%	1.5765%	0.0508%
March	0.1410%	0.0976%	0.1002%	0.0379%	0.0895%	0.4070%	0.6635%	1.4959%	2.4131%	1.2044%	0.0505%
April	0.0983%	0.0972%	0.0830%	0.0363%	0.0904%	0.4225%	0.7477%	1.6492%	2.4243%	0.8253%	0.0500%
May	0.0888%	0.1182%	0.0786%	0.0393%	0.0860%	0.4328%	0.7606%	1.7528%	2.4123%	0.4055%	0.0419%
June	0.0876%	0.1276%	0.0548%	0.0396%	0.0921%	0.4406%	0.8479%	1.8500%	2.4069%	0.2355%	0.0296%
July	0.0618%	0.1262%	0.0504%	0.0452%	0.0992%	0.4497%	0.9587%	1.9551%	2.3786%	0.2151%	0.0204%
August	0.0797%	0.1255%	0.0497%	0.0575%	0.1107%	0.4697%	0.9961%	1.9931%	2.2118%	0.1579%	0.0211%
September	0.0665%	0.1262%	0.0461%	0.0597%	0.1299%	0.4978%	1.0271%	2.0345%	2.1528%	0.1378%	0.0182%
October	0.0655%	0.1283%	0.0380%	0.0574%	0.1504%	0.4688%	1.0470%	2.1533%	1.9688%	0.1158%	0.0167%
November	0.0814%	0.1254%	0.0375%	0.0572%	0.1470%	0.4482%	1.0914%	2.2135%	1.7388%	0.1034%	
December	0.1093%	0.1303%	0.0369%	0.0667%	0.2255%	0.4988%	1.2134%	2.3157%	1.6638%	0.0886%	

**Call toll-free  
1-866-839-8376**

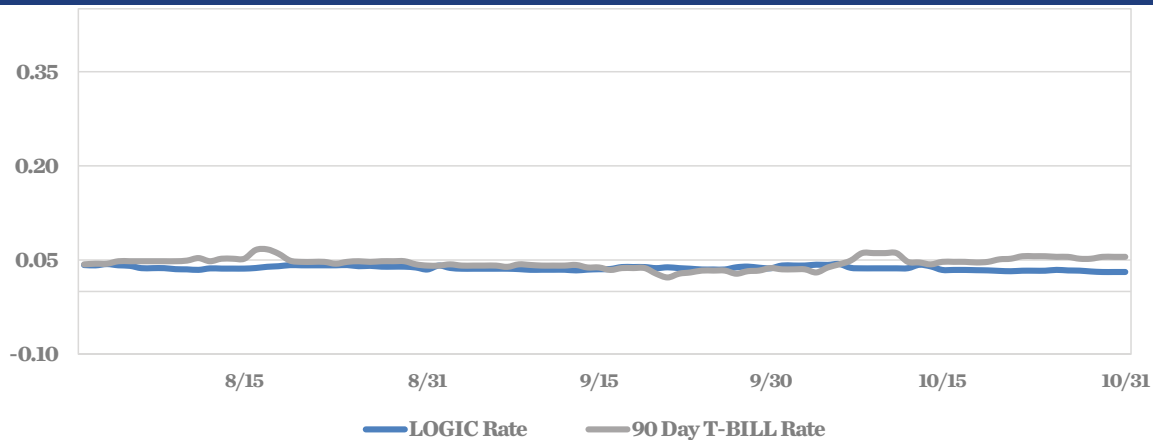
*Past performance is not indicative of future results and yields may vary.*

(1) The current yield, which is also known as the current annualized yield or current seven-day yield, represents the net change, exclusive of capital changes and income other than investment income, in the value of a hypothetical account with a balance of one share (normally \$1.00 per share) over a seven-day base period expressed as a percentage of the value of one share at the beginning of the seven-day period. This resulting net change in account value is then annualized by multiplying it by 365 and dividing the result by 7. The yields shown may reflect fee waivers by service providers that subsidize and reduce the total operating expenses of the TexasDAILY portfolio. Portfolio yields would be lower if there were no such waivers.

(2) The monthly distribution yield represents the sum of a month's one-day allocation factors divided by the number of days in that month, and multiplied by 365. The yields shown may reflect fee waivers by service providers that subsidize and reduce the total operating expenses of the TexasDAILY portfolio. Portfolio yields would be lower if there were no such waivers.

This information is for institutional investors, not for further distribution to retail investors, and does not represent an offer to sell or a solicitation of an offer to buy or sell any fund or other security. Investors should consider the Texas Range Investment Program's (the "Program's") investment objectives, risks, charges and expenses before investing. This and other information about the Program is available in the Program's Information Statement, which should be read carefully before investing. A copy of the Program's Information Statement may be obtained by calling 1-866-839-8376 or is available on the Program's website at [www.texas-range.com](http://www.texas-range.com). While TexasDAILY and TexasDAILY Select seek to maintain a stable net asset value of \$1.00 per share and TexasTERM seeks to achieve a net asset value of \$1.00 per share at its stated maturity, it is possible to lose money investing in the Program. An investment in the Program is not insured or guaranteed by the Federal Deposit Insurance Corporation or any other governmental agency. Shares of the Program are distributed by **PFM Fund Distributors, Inc.**, member Financial Industry Regulatory Authority (FINRA) ([www.finra.org](http://www.finra.org)) and Securities Investor Protection Corporation (SIPC) ([www.sipc.org](http://www.sipc.org)). PFM Fund Distributors, Inc. is a wholly owned subsidiary of PFM Asset Management LLC.

## LOGIC VERSUS 90-DAY TREASURY BILL



This material is for information purposes only. This information does not represent an offer to buy or sell a security. The above rate information is obtained from sources that are believed to be reliable; however, its accuracy or completeness may be subject to change. The LOGIC management fee may be waived in full or in part at the discretion of the LOGIC co-administrators and the LOGIC rate for the period shown reflects waiver of fees. This table represents historical investment performance/return to the customer, net of fees, and is not an indication of future performance. An investment in the security is not insured or guaranteed by the Federal Deposit Insurance Corporation or any other government agency. Although the issuer seeks to preserve the value of an investment of \$1.00 per share, it is possible to lose money by investing in the security. Information about these and other program details are in the fund's Information Statement which should be read carefully before investing. The yield on the 90-Day Treasury Bill ("T-Bill Yield") is shown for comparative purposes only. When comparing the investment returns of the LOGIC pool to the T-Bill Yield, you should know that the LOGIC pool consists of allocations of specific diversified securities as detailed in the respective Information Statements. The T-Bill Yield is taken from Bloomberg Finance L.P. and represents the daily closing yield on the then current 90-Day T-Bill. The LOGIC yield is calculated in accordance with regulations governing the registration of open-end management investment companies under the Investment Company Act of 1940 as promulgated from time to time by the federal Securities and Exchange Commission.

## DAILY SUMMARY FOR OCTOBER 2021

DATE	MNY MKT FUND EQUIV. [SEC Std.]	DAILY ALLOCATION FACTOR	INVESTED BALANCE	MARKET VALUE PER SHARE	WAM DAYS (1)	WAL DAYS (2)
10/1/2021	0.0411%	0.000001127	\$7,683,647,147.11	1.000057	57	87
10/2/2021	0.0411%	0.000001127	\$7,683,647,147.11	1.000057	57	87
10/3/2021	0.0411%	0.000001127	\$7,683,647,147.11	1.000057	57	87
10/4/2021	0.0424%	0.000001161	\$7,685,960,071.50	1.000063	58	88
10/5/2021	0.0421%	0.000001153	\$7,711,429,088.38	1.000063	57	87
10/6/2021	0.0434%	0.000001189	\$7,688,833,213.41	1.000063	59	89
10/7/2021	0.0375%	0.000001028	\$7,605,534,578.17	1.000063	59	89
10/8/2021	0.0367%	0.000001005	\$7,637,952,591.28	1.000053	56	86
10/9/2021	0.0367%	0.000001005	\$7,637,952,591.28	1.000053	56	86
10/10/2021	0.0367%	0.000001005	\$7,637,952,591.28	1.000053	56	86
10/11/2021	0.0367%	0.000001005	\$7,637,952,591.28	1.000053	56	86
10/12/2021	0.0369%	0.000001010	\$7,645,189,507.61	1.000062	57	86
10/13/2021	0.0422%	0.000001155	\$7,640,660,160.71	1.000055	58	88
10/14/2021	0.0397%	0.000001087	\$7,633,194,842.45	1.000051	58	87
10/15/2021	0.0342%	0.000000937	\$7,566,133,802.02	1.000043	56	85
10/16/2021	0.0342%	0.000000937	\$7,566,133,802.02	1.000043	56	85
10/17/2021	0.0342%	0.000000937	\$7,566,133,802.02	1.000043	56	85
10/18/2021	0.0338%	0.000000926	\$7,559,137,489.20	1.000038	56	85
10/19/2021	0.0335%	0.000000918	\$7,624,660,820.32	1.000034	55	84
10/20/2021	0.0327%	0.000000897	\$7,633,516,834.09	1.000032	57	85
10/21/2021	0.0322%	0.000000881	\$7,684,585,707.41	1.000030	57	85
10/22/2021	0.0330%	0.000000905	\$7,605,128,618.65	1.000017	56	84
10/23/2021	0.0330%	0.000000905	\$7,605,128,618.65	1.000017	56	84
10/24/2021	0.0330%	0.000000905	\$7,605,128,618.65	1.000017	56	84
10/25/2021	0.0343%	0.000000939	\$7,679,434,284.13	1.000017	55	83
10/26/2021	0.0334%	0.000000916	\$7,710,917,420.17	1.000018	57	83
10/27/2021	0.0331%	0.000000906	\$7,711,640,803.94	1.000012	58	84
10/28/2021	0.0318%	0.000000871	\$7,722,952,506.97	1.000000	57	83
10/29/2021	0.0310%	0.000000848	\$7,626,140,578.49	0.999985	56	82
10/30/2021	0.0310%	0.000000848	\$7,626,140,578.49	0.999985	56	82
10/31/2021	0.0310%	0.000000848	\$7,626,140,578.49	0.999985	56	82
<b>Average</b>	<b>0.0359%</b>	<b>0.000000984</b>	<b>\$7,642,987,359.11</b>		<b>57</b>	<b>85</b>



Cadence Bank  
Money Market Accounts  
October 31, 2021

FUND	DESCRIPTION	BEGINNING BALANCE	DEPOSITS	WITH- DRAWALS	INTEREST	ENDING BALANCE
100	General Operating	44,717,650.21	44,423,071.49	49,820,223.52	2,017.68	39,322,515.86
150	Juvenile Operations	740,969.53	5,203,706.81	3,755,550.70	121.14	2,189,246.78
155	Road & Bridge	905,866.87	6,531,720.86	4,322,681.74	97.28	3,115,003.27
160	Drainage District	2,414,884.56	1,011,762.34	2,174,178.10	102.23	1,252,571.03
165	Lateral Road	1,256,050.85	68,020.28	-	77.02	1,324,148.15
170	Statue Restoration	4,619.87	-	-	0.27	4,620.14
175	City Water Assistance	3,152.48	210.00	500.00	0.18	2,862.66
185	Entex Contributions	4.71	-	-	-	4.71
190	H L & P Assistance	31,521.63	-	2,294.17	1.84	29,229.30
195	County Law Library	1,333,409.54	38,866.40	60,908.52	78.62	1,311,446.04
200	Law Enforcement Academy	624,747.69	752.35	6,797.78	37.06	618,739.32
205	Surface Water Supply Corp.	8,349.56	-	-	0.50	8,350.06
206	Industrial Development Corp	15,928.44	-	-	0.95	15,929.39
207	FBC Historical Commission	9,643.27	-	-	0.57	9,643.84
215	Library Donations	100,236.57	505.61	245.25	5.96	100,502.89
225	FBC Asset Forfeiture-Task-State	1,768,761.11	-	1,247,493.32	75.87	521,343.66
235	Probate Court Training	153,704.16	1,125.00	-	9.18	154,838.34
245	Alert Program-Juvenile	55,813.30	-	-	3.32	55,816.62
255	D A Asset Forfeiture-Fed.	55.54	-	-	-	55.54
265	Gus George Memorial	4,696.13	-	-	0.28	4,696.41
275	D A Special Fund Run	8,162.79	-	-	0.49	8,163.28
280	Co.Atty.Supplemental Salary	287,912.11	-	7,071.86	16.86	280,857.11
290	VIT Interest (Tax Coll)	94,622.45	671.04	10.37	5.65	95,288.77
300	FBC Elections	410,235.17	-	12,721.87	23.91	397,537.21
305	FBC Asset Forfeiture-Task-Fed.	28,505.38	-	345.96	1.68	28,161.10
310	Sheriff Ofc/Forfeiture-Assets-St.	746,799.17	2,621.55	78,817.17	42.03	670,645.58
315	Sheriff Ofc/Forfeiture-Assets-Fed.	107,440.88	-	30,925.10	5.32	76,521.10
320	Constable Pct. 2 F/A	24.08	-	-	-	24.08
322	Constable Pct 3 F/A	7,950.88	-	-	0.47	7,951.35
324	Constable Pct 1 F/A	0.76	-	-	-	0.76
332	Fire Marshal St. Ass't. Forfeiture	704.22	-	-	0.04	704.26
335	DA Asset Forfeiture-State	564,211.93	22,695.23	15,398.00	33.78	571,542.94
360	Law Enforcement Training	235,334.87	-	5,256.34	13.92	230,092.45
390	Child Protective Service IV-E	99,732.50	11,823.77	4,015.63	6.36	107,547.00



Cadence Bank  
Money Market Accounts  
October 31, 2021

402	Hope 3 Program Sales	61.06	-	-	-	61.06
410	Child Support IVD Reimb.	152,438.51	1,179.33	-	9.12	153,626.96
415	Local Law Enf.Block Grant	58,982.26	621.94	1,375.00	3.45	58,232.65
440	Supervision	4,560,658.65	247,480.49	427,375.10	266.64	4,381,030.68
470	FBC Assist District #16	14,332.40	1,488.15	-	0.92	15,821.47
471	FBC Assist District #17	696.07	51.98	-	0.04	748.09
472	FBC Assist District #18	12,464.17	2,561.46	-	0.86	15,026.49
473	FBC Assist District #19	24,827.10	6,351.22	-	1.77	31,180.09
474	FBC Assist District #20	258,109.32	60,401.59	-	18.13	318,529.04
475	FBC Assist District #21	971.97	601.17	-	0.09	1,573.23
476	FBC Assist District #22	395,680.67	39,588.58	-	25.35	435,294.60
600/605	Debt Service Account	4,509,947.08	240,522.42	3,079,383.93	238.82	1,671,324.39
610	Drainage Debt Service	1,288,936.63	2,703.74	-	76.74	1,291,717.11
750	Mission Bend/Four Corners	384,992.67	-	4,218.36	22.71	380,797.02
756	2018 Facilities Bond Projects	2,725,918.68	-	737,129.64	142.36	1,988,931.40
762	2020 Mobility Projects	1,001,189.97	10,080.00	-	59.85	1,011,329.82
764	2020 Drainage Flood Projects	9,049,336.89	-	4,095,226.43	480.73	4,954,591.19
766	2020 Mobility - Tx Heritage Pkwy	5,436,989.68	-	2,192,514.83	302.22	3,244,777.07
768	2020A Tax Notes	6,156,548.90	-	-	366.02	6,156,914.92
771	2021 Tax Note Account	140,885.51	-	-	8.38	140,893.89
802	Sr. Lien Toll Rd Rev Bonds 2016	5,102,922.95	-	2,000,000.00	276.53	3,103,199.48
803	2021 FBC TRA Bond Projects	4,847,309.85	-	-	288.18	4,847,598.03
807	2021 Grand Pkwy Toll Rd Projects	5,563,851.00	-	1,612,050.00	299.87	3,952,100.87
810	Toll Road Operations	4,000,306.07	6,481,922.47	4,258,395.84	305.66	6,224,138.36
815	Grand Pkwy Toll Road Ops	5,142,228.75	2,675,843.80	3,174,263.49	302.23	4,644,111.29
990	County's Cares Act	3,869,183.33	5,045,216.74	6,697,869.49	136.38	2,216,666.96
TREA	Treasurer's Account	3,573.05	14,359,984.48	14,290,238.68	20.52	73,339.37
INVE	FBC Investment Account	-	23,715,598.38	23,715,598.38	-	-
850M	Boon-Chapman Medical	1,137,334.21	4,100,477.08	3,890,900.59	114.03	1,347,024.73
850D	Boon-Chapman Dental	740,978.22	755,514.13	210,629.06	81.84	1,285,945.13
882	Boon-Chapman 125	298,344.74	77,506.72	43,966.99	18.50	331,902.97
884	Fee Officer's Account	2,613,566.32	2,671,618.55	2,212,887.83	-	3,072,297.04
912	JP Credit Card Processing	21,925.73	296,658.99	266,722.97	3.36	51,865.11
908	EMS Credit Card Processing	33,824.39	21,689.00	36,001.36	2.50	19,514.53
DACC	D A Credit Card Processing	40,220.71	14,722.25	1,674.01	2.78	53,271.73

Cadence Bank  
Money Market Accounts  
October 31, 2021

PTCC	Public Transportation Credit Cards	7,150.53	9,297.58	14,921.09	0.38	1,527.40
CSCC	CSCD Credit Card	223,450.33	243,540.80	244,384.76	9.34	222,615.71
LBCC	Library Credit Card	401.67	5,835.46	5,648.83	0.11	588.41
JUCC	Juvenile Credit Card	330.02	2,319.96	1,812.58	0.03	837.43
SOCC	Sheriff Credit Card	22,572.17	26,490.00	27,496.87	1.06	21,566.36
TRCC	Toll Road Permit Credit Card	1,569.68	2,548.51	2,293.19	0.07	1,825.07
130	Assistant Dist Number 1	2,365,272.27	493,612.00	8,975.00	163.16	2,850,072.43
131	Assistant Dist Number 2	1,786,607.04	178,756.55	-	114.45	1,965,478.04
133	Assistant Dist Number 4	1,066,895.76	43,042.88	-	65.41	1,110,004.05
134	Assistant Dist Number 5	394,814.28	8,869.84	-	23.88	403,708.00
135	Assistant Dist Number 6	1,063,652.31	120,907.26	4,272.50	68.59	1,180,355.66
136	Assistant Dist Number 7	1,317,480.84	119,574.01	-	83.83	1,437,138.68
137	Assistant Dist Number 8	102,658.84	2,156.71	-	6.20	104,821.75
138	Assistant Dist Number 9	2,171,604.21	63,366.39	-	132.02	2,235,102.62
139	Assistant Dist Number 10	727,407.66	70,553.36	5,996.45	46.19	792,010.76
140	Assistant Dist Number 11	1,989,276.15	87,549.60	-	122.30	2,076,948.05
145	Emergency Svc Dist 100	2,136,926.65	-	53,003.40	126.54	2,084,049.79
CCCA	Non Fee Officer CC Clearing Acct	47,687.42	95,807.54	69,961.67	2.66	73,535.95
JPMT	Juror Payments	10,035.13	18,027.84	21,499.97	0.54	6,563.54
EPEC	Engineering Permitting E-Check	8,390.96	2,620.00	8,150.96	0.18	2,860.18
JE11	JP 1-1 E-Filing	870.11	11,108.50	10,673.61	0.10	1,305.10
JE12	JP 1-2 E-Filing	1,655.16	4,389.50	5,227.66	0.06	817.06
JE02	JP 2 E-Filing	1,760.30	25,098.50	23,956.80	0.26	2,902.26
JE03	JP 3 E-Filing	2,523.76	21,456.25	15,239.01	0.18	8,741.18
JE04	JP #4 E-Filing	1,814.23	12,559.00	12,842.23	0.13	1,531.13
	EMS Patient Acct Svcs ACH	0.48	606,856.24	606,856.72	-	-
	Change Fund Clearing Acct	-	3,002.71	3,612.71	-	(610.00)
DCJS	DC Jury Summons Postage	20,000.00	-	-	-	20,000.00
	<b>Total</b>	<b>141,804,048.68</b>	<b>120,427,284.38</b>	<b>135,640,683.39</b>	<b>7,624.71</b>	<b>126,598,274.38</b>