

Investment Report

Ft. Bend County

02/01/13 - 02/28/13

This report summarizes the investment position of Ft. Bend County for the period 02/01/13 to 02/28/13.

	01/31/13	02/28/13
Book Value	376,269,402.77	419,831,156.85
Market Value	376,269,402.77	419,831,156.85
Par Value	376,269,402.77	419,831,156.85
Change in Market Value		0.00
Weighted Average Maturity (in Days)	1	1
Weighted Average Yield-to-Maturity of Portfolio	0.4986%	0.4987%
Yield-to-Maturity of	0.0000%	0.0000%
Accrued Interest		0.00

This report is presented in accordance with the Texas Government Code Title 10 Section 2256.023. The below signed hereby certify that, to the best of their knowledge on the date this report was created, Ft. Bend County is in compliance with the provisions of Government Code 2256 and with the stated policies and strategies of Ft. Bend County.

Pamela Hubbel

Director of Finance and Investments


5-13-2013

Investment Report


Ft. Bend County

02/01/13 - 02/28/13


Portfolio Composition - 01/31/13



Portfolio Composition - 02/28/13

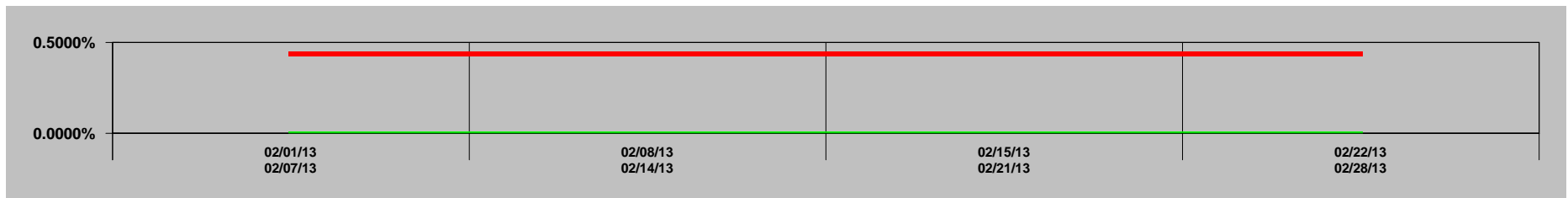


Maturity Aging - 01/31/13 vs 02/28/13



■ Previous Period ■ Current Period

Portfolio Performance - 02/01/13 to 02/28/13



■ Portfolio ■ Series2

GASB 31 Compliance
Ft. Bend County
Effective Interest - Actual Life
Receipts in Period
02/01/13 - 02/28/13

CUSIP	Invest Number	Security Description	Purchase Date	Sale Date	Valuation Method	Yield Earned	Price Source 02/01/13	Beginning Unit Price	Par Value On 02/01/13	Reported Value 02/01/13	Purchase Cost	Sales Proceeds	Ending Unit Price	Par Value On 02/28/13	Price Source 02/28/13	Reported Value 02/28/13	Change in Fair Value	Interest	Net Investment Income
Prosperity-Money Market Accts.	AR-0009	Money Market	11/30/03	Open	Fair Value	0.4356	Manual	1.000000	374,619,229.99	374,619,229.99	0.00	-43,561,542.74	1.000000	418,180,772.73	Manual	418,180,772.73	0.00	125,692.45	125,692.45
MB02-MBIA General	AR-0015	State Pool	11/01/08	Open	Fair Value	0.1678	Manual	1.000000	281,847.32	281,847.32	0.00	-36.29	1.000000	281,883.61	Manual	281,883.61	0.00	36.29	36.29
MB03-MBIA Road & Bridge	AR-0016	State Pool	11/01/08	Open	Fair Value	0.1664	Manual	1.000000	60,395.52	60,395.52	0.00	-7.71	1.000000	60,403.23	Manual	60,403.23	0.00	7.71	7.71
MB04-MBIA Drainage	AR-0017	State Pool	11/01/08	Open	Fair Value	0.1668	Manual	1.000000	43,283.64	43,283.64	0.00	-5.54	1.000000	43,289.18	Manual	43,289.18	0.00	5.54	5.54
MB06-MBIA Toll Rd. Operations	AR-0019	State Pool	11/01/08	Open	Fair Value	0.1676	Manual	1.000000	289,900.09	289,900.09	0.00	-37.28	1.000000	289,937.37	Manual	289,937.37	0.00	37.28	37.28
MB07-MBIA Fac. Construction	AR-0020	State Pool	11/01/08	Open	Fair Value	0.1676	Manual	1.000000	313,051.60	313,051.60	0.00	-40.24	1.000000	313,091.84	Manual	313,091.84	0.00	40.24	40.24
MB08-MBIA Fld.Cont.(Big Crk)	AR-0021	State Pool	11/01/08	Open	Fair Value	0.1675	Manual	1.000000	45,296.92	45,296.92	0.00	-5.82	1.000000	45,302.74	Manual	45,302.74	0.00	5.82	5.82
TT00-TX TERM General	AR-0022	State Pool	11/01/08	Open	Fair Value	0.0906	Manual	1.000000	1,007.66	1,007.66	0.00	-0.07	1.000000	1,007.73	Manual	1,007.73	0.00	0.07	0.07
TT02-TX TERM Toll Rd. Operation	AR-0024	State Pool	11/01/08	Open	Fair Value	0.0907	Manual	1.000000	1,006.53	1,006.53	0.00	-0.07	1.000000	1,006.60	Manual	1,006.60	0.00	0.07	0.07
TT03-TX TERM Fac. Construction	AR-0025	State Pool	11/01/08	Open	Fair Value	0.0908	Manual	1.000000	1,005.24	1,005.24	0.00	-0.07	1.000000	1,005.31	Manual	1,005.31	0.00	0.07	0.07
TT04-TX TERM Road & Bridge	AR-0026	State Pool	11/01/08	Open	Fair Value	0.0908	Manual	1.000000	1,004.69	1,004.69	0.00	-0.07	1.000000	1,004.76	Manual	1,004.76	0.00	0.07	0.07
TT05-TX TERM Drainage	AR-0027	State Pool	11/01/08	Open	Fair Value	0.0782	Manual	1.000000	333.32	333.32	0.00	-0.02	1.000000	333.34	Manual	333.34	0.00	0.02	0.02
LOG1-Logic- General	AR-0028	State Pool	11/10/08	Open	Fair Value	0.0647	Manual	1.000000	1,007.61	1,007.61	0.00	-0.05	1.000000	1,007.66	Manual	1,007.66	0.00	0.05	0.05
LOG2-Logic-Toll Rd.Operations	AR-0029	State Pool	11/10/08	Open	Fair Value	0.0643	Manual	1.000000	1,013.71	1,013.71	0.00	-0.05	1.000000	1,013.76	Manual	1,013.76	0.00	0.05	0.05
LOG3-Logic-Flood Control	AR-0030	State Pool	11/10/08	Open	Fair Value	0.0646	Manual	1.000000	1,008.90	1,008.90	0.00	-0.05	1.000000	1,008.95	Manual	1,008.95	0.00	0.05	0.05
LOG4-Logic-Facilities Const.Bnd	AR-0031	State Pool	11/10/08	Open	Fair Value	0.0638	Manual	1.000000	1,022.24	1,022.24	0.00	-0.05	1.000000	1,022.29	Manual	1,022.29	0.00	0.05	0.05
LOG5-Logic-Drainage	AR-0032	State Pool	11/10/08	Open	Fair Value	0.0647	Manual	1.000000	1,007.39	1,007.39	0.00	-0.05	1.000000	1,007.44	Manual	1,007.44	0.00	0.05	0.05
LOG8-Logic-Road & Bridge	AR-0035	State Pool	11/10/08	Open	Fair Value	0.0647	Manual	1.000000	1,007.81	1,007.81	0.00	-0.05	1.000000	1,007.86	Manual	1,007.86	0.00	0.05	0.05
LOG9-Logic-Employee Benefits	AR-0036	State Pool	02/12/09	Open	Fair Value	0.0647	Manual	1.000000	1,007.53	1,007.53	0.00	-0.05	1.000000	1,007.58	Manual	1,007.58	0.00	0.05	0.05
MB09-MBIA Justice Center Bnds	AR-0037	State Pool	01/07/10	Open	Fair Value	0.1676	Manual	1.000000	570,740.59	570,740.59	0.00	-73.40	1.000000	570,813.99	Manual	570,813.99	0.00	73.40	73.40
MB11-MBIA EMPLOYEE BENEFITS	AR-0040	State Pool	01/07/10	Open	Fair Value	0.1680	Manual	1.000000	34,224.47	34,224.47	0.00	-4.41	1.000000	34,228.88	Manual	34,228.88	0.00	4.41	4.41
Investment Total						<u>0.4344</u>		<u>1.000000</u>	<u>376,269,402.77</u>	<u>376,269,402.77</u>	<u>0.00</u>	<u>-43,561,754.08</u>	<u>1.000000</u>	<u>419,831,156.85</u>		<u>419,831,156.85</u>	<u>0.00</u>	<u>125,903.79</u>	<u>125,903.79</u>

Portfolio Position
Ft. Bend County
Effective Interest - Actual Life
Receipts in Period
02/01/13 - 02/28/13

CUSIP	Invest Number	Security Description	Purchase Date	Call Date	Par Value On 02/01/13	Par Value On 02/28/13	Market Val On 02/01/13	Market Val On 02/28/13	Purchase Cost	Sales Proceeds	Original Princ/Cost	Amor Value On 02/01/13	Amor Value On 02/28/13
734 - 09 Justice Cent.Const.Bnds.													
State Pool													
MB09-MBIA Justice Center Bnds	AR-0037	State Pool	01/07/10	Open	570,740.59	570,813.99	570,740.59	570,813.99	0.00	0.00	567,000.00	570,740.59	570,813.99
State Pool Total					570,740.59	570,813.99	570,740.59	570,813.99	0.00	0.00	567,000.00	570,740.59	570,813.99
734 - 09 Justice Cent.Const.Bnds. Total					570,740.59	570,813.99	570,740.59	570,813.99	0.00	0.00	567,000.00	570,740.59	570,813.99
850 - EMPLOYEE BENEFITS													
State Pool													
MB11-MBIA EMPLOYEE BENEFITS	AR-0040	State Pool	01/07/10	Open	34,224.47	34,228.88	34,224.47	34,228.88	0.00	0.00	34,000.00	34,224.47	34,228.88
State Pool Total					34,224.47	34,228.88	34,224.47	34,228.88	0.00	0.00	34,000.00	34,224.47	34,228.88
850 - EMPLOYEE BENEFITS Total					34,224.47	34,228.88	34,224.47	34,228.88	0.00	0.00	34,000.00	34,224.47	34,228.88
810 - FBC Toll Road Operations													
State Pool													
TT02-TX TERM Toll Rd. Operation	AR-0024	State Pool	11/01/08	Open	0.00	0.00	0.00	0.00	0.00	0.00	0.00	0.00	0.00
State Pool Total					0.00	0.00	0.00	0.00	0.00	0.00	0.00	0.00	0.00
810 - FBC Toll Road Operations Total					0.00	0.00	0.00	0.00	0.00	0.00	0.00	0.00	0.00
728 - FBFCWSC BIG CREEK													
State Pool													
MB08-MBIA Fld.Cont.(Big Crk)	AR-0021	State Pool	11/01/08	Open	0.00	0.00	0.00	0.00	0.00	0.00	0.00	0.00	0.00
State Pool Total					0.00	0.00	0.00	0.00	0.00	0.00	0.00	0.00	0.00
728 - FBFCWSC BIG CREEK Total					0.00	0.00	0.00	0.00	0.00	0.00	0.00	0.00	0.00
LOG4 - LOGIC 07 FACILITIES CONST.													
State Pool													
LOG4-Logic-Facilities Const.Bnd	AR-0031	State Pool	11/10/08	Open	1,022.24	1,022.29	1,022.24	1,022.29	0.00	0.00	25,000,000.00	1,022.24	1,022.29
State Pool Total					1,022.24	1,022.29	1,022.24	1,022.29	0.00	0.00	25,000,000.00	1,022.24	1,022.29
LOG4 - LOGIC 07 FACILITIES CONST. Total					1,022.24	1,022.29	1,022.24	1,022.29	0.00	0.00	25,000,000.00	1,022.24	1,022.29
LOG5 - LOGIC DRAINAGE													
State Pool													
LOG5-Logic-Drainage	AR-0032	State Pool	11/10/08	Open	1,007.39	1,007.44	1,007.39	1,007.44	0.00	0.00	500,000.00	1,007.39	1,007.44
State Pool Total					1,007.39	1,007.44	1,007.39	1,007.44	0.00	0.00	500,000.00	1,007.39	1,007.44
LOG5 - LOGIC DRAINAGE Total					1,007.39	1,007.44	1,007.39	1,007.44	0.00	0.00	500,000.00	1,007.39	1,007.44
LOG9 - LOGIC EMPLOYEE BENEFITS													
State Pool													
LOG9-Logic-Employee Benefits	AR-0036	State Pool	02/12/09	Open	1,007.53	1,007.58	1,007.53	1,007.58	0.00	0.00	2,000,000.00	1,007.53	1,007.58
State Pool Total					1,007.53	1,007.58	1,007.53	1,007.58	0.00	0.00	2,000,000.00	1,007.53	1,007.58
LOG9 - LOGIC EMPLOYEE BENEFITS Total					1,007.53	1,007.58	1,007.53	1,007.58	0.00	0.00	2,000,000.00	1,007.53	1,007.58
LOG3 - LOGIC FLOOD CONT-BIG CREEK													
State Pool													
LOG3-Logic-Flood Control	AR-0030	State Pool	11/10/08	Open	1,008.90	1,008.95	1,008.90	1,008.95	0.00	0.00	3,000,000.00	1,008.90	1,008.95
State Pool Total					1,008.90	1,008.95	1,008.90	1,008.95	0.00	0.00	3,000,000.00	1,008.90	1,008.95
LOG3 - LOGIC FLOOD CONT-BIG CREEK Total					1,008.90	1,008.95	1,008.90	1,008.95	0.00	0.00	3,000,000.00	1,008.90	1,008.95
LOG1 - LOGIC GENERAL													
State Pool													
LOG1-Logic- General	AR-0028	State Pool	11/10/08	Open	1,007.61	1,007.66	1,007.61	1,007.66	0.00	0.00	10,000,000.00	1,007.61	1,007.66
State Pool Total					1,007.61	1,007.66	1,007.61	1,007.66	0.00	0.00	10,000,000.00	1,007.61	1,007.66
LOG1 - LOGIC GENERAL Total					1,007.61	1,007.66	1,007.61	1,007.66	0.00	0.00	10,000,000.00	1,007.61	1,007.66
LOG8 - LOGIC ROAD & BRIDGE													
State Pool													

Portfolio Position
Ft. Bend County
Effective Interest - Actual Life
Receipts in Period
02/01/13 - 02/28/13

5

CUSIP	Invest Number	Security Description	Purchase Date	Call Date	Par Value On 02/01/13	Par Value On 02/28/13	Market Val On 02/01/13	Market Val On 02/28/13	Purchase Cost	Sales Proceeds	Original Princ/Cost	Amor Value On 02/01/13	Amor Value On 02/28/13
LOG8-Logic-Road & Bridge	AR-0035	State Pool	11/10/08	Open	1,007.81	1,007.86	1,007.81	1,007.86	0.00	0.00	1,000,000.00	1,007.81	1,007.86
State Pool Total					1,007.81	1,007.86	1,007.81	1,007.86	0.00	0.00	1,000,000.00	1,007.81	1,007.86
LOG8 - LOGIC ROAD & BRIDGE Total					1,007.81	1,007.86	1,007.81	1,007.86	0.00	0.00	1,000,000.00	1,007.81	1,007.86
LOG2 - LOGIC TOLL OPERATIONS													
State Pool													
LOG2-Logic-Toll Rd.Operations	AR-0029	State Pool	11/10/08	Open	1,013.71	1,013.76	1,013.71	1,013.76	0.00	0.00	2,000,000.00	1,013.71	1,013.76
State Pool Total					1,013.71	1,013.76	1,013.71	1,013.76	0.00	0.00	2,000,000.00	1,013.71	1,013.76
LOG2 - LOGIC TOLL OPERATIONS Total					1,013.71	1,013.76	1,013.71	1,013.76	0.00	0.00	2,000,000.00	1,013.71	1,013.76
MB07 - MBIA 07 FACILITIES CONST.													
State Pool													
MB07-MBIA Fac. Construction	AR-0020	State Pool	11/01/08	Open	313,051.60	313,091.84	313,051.60	313,091.84	0.00	0.00	57,854,378.51	313,051.60	313,091.84
State Pool Total					313,051.60	313,091.84	313,051.60	313,091.84	0.00	0.00	57,854,378.51	313,051.60	313,091.84
MB07 - MBIA 07 FACILITIES CONST. Total					313,051.60	313,091.84	313,051.60	313,091.84	0.00	0.00	57,854,378.51	313,051.60	313,091.84
MB04 - MBIA DRAINAGE													
State Pool													
MB04-MBIA Drainage	AR-0017	State Pool	11/01/08	Open	43,283.64	43,289.18	43,283.64	43,289.18	0.00	0.00	1,267,218.21	43,283.64	43,289.18
State Pool Total					43,283.64	43,289.18	43,283.64	43,289.18	0.00	0.00	1,267,218.21	43,283.64	43,289.18
MB04 - MBIA DRAINAGE Total					43,283.64	43,289.18	43,283.64	43,289.18	0.00	0.00	1,267,218.21	43,283.64	43,289.18
MB08 - MBIA FLOOD CONT.-BIG CREEK													
State Pool													
MB08-MBIA Fld.Cont.(Big Crk)	AR-0021	State Pool	11/01/08	Open	45,296.92	45,302.74	45,296.92	45,302.74	0.00	0.00	4,405,170.92	45,296.92	45,302.74
State Pool Total					45,296.92	45,302.74	45,296.92	45,302.74	0.00	0.00	4,405,170.92	45,296.92	45,302.74
MB08 - MBIA FLOOD CONT.-BIG CREEK Total					45,296.92	45,302.74	45,296.92	45,302.74	0.00	0.00	4,405,170.92	45,296.92	45,302.74
MB02 - MBIA GENERAL													
State Pool													
MB02-MBIA General	AR-0015	State Pool	11/01/08	Open	281,847.32	281,883.61	281,847.32	281,883.61	0.00	0.00	17,374,917.83	281,847.32	281,883.61
State Pool Total					281,847.32	281,883.61	281,847.32	281,883.61	0.00	0.00	17,374,917.83	281,847.32	281,883.61
MB02 - MBIA GENERAL Total					281,847.32	281,883.61	281,847.32	281,883.61	0.00	0.00	17,374,917.83	281,847.32	281,883.61
MB03 - MBIA ROAD & BRIDGE													
State Pool													
MB03-MBIA Road & Bridge	AR-0016	State Pool	11/01/08	Open	60,395.52	60,403.23	60,395.52	60,403.23	0.00	0.00	2,856,438.24	60,395.52	60,403.23
State Pool Total					60,395.52	60,403.23	60,395.52	60,403.23	0.00	0.00	2,856,438.24	60,395.52	60,403.23
MB03 - MBIA ROAD & BRIDGE Total					60,395.52	60,403.23	60,395.52	60,403.23	0.00	0.00	2,856,438.24	60,395.52	60,403.23
MB06 - MBIA TOLL RD OPERATIONS													
State Pool													
MB06-MBIA Toll Rd. Operations	AR-0019	State Pool	11/01/08	Open	289,900.09	289,937.37	289,900.09	289,937.37	0.00	0.00	3,143,377.27	289,900.09	289,937.37
State Pool Total					289,900.09	289,937.37	289,900.09	289,937.37	0.00	0.00	3,143,377.27	289,900.09	289,937.37
MB06 - MBIA TOLL RD OPERATIONS Total					289,900.09	289,937.37	289,900.09	289,937.37	0.00	0.00	3,143,377.27	289,900.09	289,937.37
PROS - Prosperity Money Mkt. Accts.													
Money Market													
Prosperity-Money Market Accts.	AR-0009	Money Market	11/30/03	Open	374,619,229.99	418,180,772.73	374,619,229.99	418,180,772.73	0.00	0.00	12,505,577.66	374,619,229.99	418,180,772.73
Money Market Total					374,619,229.99	418,180,772.73	374,619,229.99	418,180,772.73	0.00	0.00	12,505,577.66	374,619,229.99	418,180,772.73
PROS - Prosperity Money Mkt. Accts. Total					374,619,229.99	418,180,772.73	374,619,229.99	418,180,772.73	0.00	0.00	12,505,577.66	374,619,229.99	418,180,772.73
TT03 - TEXAS TERM 07 FACILITIES													
State Pool													
TT03-TX TERM Fac. Construction	AR-0025	State Pool	11/01/08	Open	1,005.24	1,005.31	1,005.24	1,005.31	0.00	0.00	25,480,636.20	1,005.24	1,005.31
State Pool Total					1,005.24	1,005.31	1,005.24	1,005.31	0.00	0.00	25,480,636.20	1,005.24	1,005.31

Portfolio Position
Ft. Bend County
Effective Interest - Actual Life
Receipts in Period
02/01/13 - 02/28/13

6

CUSIP	Invest Number	Security Description	Purchase Date	Call Date	Par Value On 02/01/13	Par Value On 02/28/13	Market Val On 02/01/13	Market Val On 02/28/13	Purchase Cost	Sales Proceeds	Original Princ/Cost	Amor Value On 02/01/13	Amor Value On 02/28/13
TT03 - TEXAS TERM 07 FACILITIES Total					<u>1,005.24</u>	<u>1,005.31</u>	<u>1,005.24</u>	<u>1,005.31</u>	<u>0.00</u>	<u>0.00</u>	<u>25,480,636.20</u>	<u>1,005.24</u>	<u>1,005.31</u>
TT05 - TEXAS TERM DRAINAGE													
State Pool													
TT05-TX TERM Drainage	AR-0027	State Pool	11/01/08	Open	333.32	333.34	333.32	333.34	0.00	0.00	109,774.61	333.32	333.34
State Pool Total					<u>333.32</u>	<u>333.34</u>	<u>333.32</u>	<u>333.34</u>	<u>0.00</u>	<u>0.00</u>	<u>109,774.61</u>	<u>333.32</u>	<u>333.34</u>
TT05 - TEXAS TERM DRAINAGE Total					<u>333.32</u>	<u>333.34</u>	<u>333.32</u>	<u>333.34</u>	<u>0.00</u>	<u>0.00</u>	<u>109,774.61</u>	<u>333.32</u>	<u>333.34</u>
TT00 - TEXAS TERM GENERAL													
State Pool													
TT00-TX TERM General	AR-0022	State Pool	11/01/08	Open	1,007.66	1,007.73	1,007.66	1,007.73	0.00	0.00	10,006,437.87	1,007.66	1,007.73
State Pool Total					<u>1,007.66</u>	<u>1,007.73</u>	<u>1,007.66</u>	<u>1,007.73</u>	<u>0.00</u>	<u>0.00</u>	<u>10,006,437.87</u>	<u>1,007.66</u>	<u>1,007.73</u>
TT00 - TEXAS TERM GENERAL Total					<u>1,007.66</u>	<u>1,007.73</u>	<u>1,007.66</u>	<u>1,007.73</u>	<u>0.00</u>	<u>0.00</u>	<u>10,006,437.87</u>	<u>1,007.66</u>	<u>1,007.73</u>
TT04 - TEXAS TERM ROAD & BRIDGE													
State Pool													
TT04-TX TERM Road & Bridge	AR-0026	State Pool	11/01/08	Open	1,004.69	1,004.76	1,004.69	1,004.76	0.00	0.00	10,463.28	1,004.69	1,004.76
State Pool Total					<u>1,004.69</u>	<u>1,004.76</u>	<u>1,004.69</u>	<u>1,004.76</u>	<u>0.00</u>	<u>0.00</u>	<u>10,463.28</u>	<u>1,004.69</u>	<u>1,004.76</u>
TT04 - TEXAS TERM ROAD & BRIDGE Total					<u>1,004.69</u>	<u>1,004.76</u>	<u>1,004.69</u>	<u>1,004.76</u>	<u>0.00</u>	<u>0.00</u>	<u>10,463.28</u>	<u>1,004.69</u>	<u>1,004.76</u>
TT02 - TEXAS TERM TOLL OPERATIONS													
State Pool													
TT02-TX TERM Toll Rd. Operation	AR-0024	State Pool	11/01/08	Open	1,006.53	1,006.60	1,006.53	1,006.60	0.00	0.00	0.00	1,006.53	1,006.60
State Pool Total					<u>1,006.53</u>	<u>1,006.60</u>	<u>1,006.53</u>	<u>1,006.60</u>	<u>0.00</u>	<u>0.00</u>	<u>0.00</u>	<u>1,006.53</u>	<u>1,006.60</u>
TT02 - TEXAS TERM TOLL OPERATIONS Total					<u>1,006.53</u>	<u>1,006.60</u>	<u>1,006.53</u>	<u>1,006.60</u>	<u>0.00</u>	<u>0.00</u>	<u>0.00</u>	<u>1,006.53</u>	<u>1,006.60</u>
Combined Port													
Money Market													
Prosperity-Money Market Accts.	AR-0009	Money Market	11/30/03	Open	374,619,229.99	418,180,772.73	374,619,229.99	418,180,772.73	0.00	0.00	12,505,577.66	374,619,229.99	418,180,772.73
Money Market Total					<u>374,619,229.99</u>	<u>418,180,772.73</u>	<u>374,619,229.99</u>	<u>418,180,772.73</u>	<u>0.00</u>	<u>0.00</u>	<u>12,505,577.66</u>	<u>374,619,229.99</u>	<u>418,180,772.73</u>
State Pool													
LOG1-Logic- General	AR-0028	State Pool	11/10/08	Open	1,007.61	1,007.66	1,007.61	1,007.66	0.00	0.00	10,000,000.00	1,007.61	1,007.66
LOG2-Logic-Toll Rd.Operations	AR-0029	State Pool	11/10/08	Open	1,013.71	1,013.76	1,013.71	1,013.76	0.00	0.00	2,000,000.00	1,013.71	1,013.76
LOG3-Logic-Flood Control	AR-0030	State Pool	11/10/08	Open	1,008.90	1,008.95	1,008.90	1,008.95	0.00	0.00	3,000,000.00	1,008.90	1,008.95
LOG4-Logic-Facilities Const.Bnd	AR-0031	State Pool	11/10/08	Open	1,022.24	1,022.29	1,022.24	1,022.29	0.00	0.00	25,000,000.00	1,022.24	1,022.29
LOG5-Logic-Drainage	AR-0032	State Pool	11/10/08	Open	1,007.39	1,007.44	1,007.39	1,007.44	0.00	0.00	500,000.00	1,007.39	1,007.44
LOG8-Logic-Road & Bridge	AR-0035	State Pool	11/10/08	Open	1,007.81	1,007.86	1,007.81	1,007.86	0.00	0.00	1,000,000.00	1,007.81	1,007.86
LOG9-Logic-Employee Benefits	AR-0036	State Pool	02/12/09	Open	1,007.53	1,007.58	1,007.53	1,007.58	0.00	0.00	2,000,000.00	1,007.53	1,007.58
MB02-MBIA General	AR-0015	State Pool	11/01/08	Open	281,847.32	281,883.61	281,847.32	281,883.61	0.00	0.00	17,374,917.83	281,847.32	281,883.61
MB03-MBIA Road & Bridge	AR-0016	State Pool	11/01/08	Open	60,395.52	60,403.23	60,395.52	60,403.23	0.00	0.00	2,856,438.24	60,395.52	60,403.23
MB04-MBIA Drainage	AR-0017	State Pool	11/01/08	Open	43,283.64	43,289.18	43,283.64	43,289.18	0.00	0.00	1,267,218.21	43,283.64	43,289.18
MB06-MBIA Toll Rd. Operations	AR-0019	State Pool	11/01/08	Open	289,900.09	289,937.37	289,900.09	289,937.37	0.00	0.00	3,143,377.27	289,900.09	289,937.37
MB07-MBIA Fac. Construction	AR-0020	State Pool	11/01/08	Open	313,051.60	313,091.84	313,051.60	313,091.84	0.00	0.00	57,854,378.51	313,051.60	313,091.84
MB08-MBIA Fld.Cont.(Big Crk)	AR-0021	State Pool	11/01/08	Open	45,296.92	45,302.74	45,296.92	45,302.74	0.00	0.00	4,405,170.92	45,296.92	45,302.74
MB09-MBIA Justice Center Bnds	AR-0037	State Pool	01/07/10	Open	570,740.59	570,813.99	570,740.59	570,813.99	0.00	0.00	567,000.00	570,740.59	570,813.99
MB11-MBIA EMPLOYEE BENEFITS	AR-0040	State Pool	01/07/10	Open	34,224.47	34,228.88	34,224.47	34,228.88	0.00	0.00	34,000.00	34,224.47	34,228.88
TT00-TX TERM General	AR-0022	State Pool	11/01/08	Open	1,007.66	1,007.73	1,007.66	1,007.73	0.00	0.00	10,006,437.87	1,007.66	1,007.73
TT02-TX TERM Toll Rd. Operation	AR-0024	State Pool	11/01/08	Open	1,006.53	1,006.60	1,006.53	1,006.60	0.00	0.00	0.00	1,006.53	1,006.60
TT03-TX TERM Fac. Construction	AR-0025	State Pool	11/01/08	Open	1,005.24	1,005.31	1,005.24	1,005.31	0.00	0.00	25,480,636.20	1,005.24	1,005.31
TT04-TX TERM Road & Bridge	AR-0026	State Pool	11/01/08	Open	1,004.69	1,004.76	1,004.69	1,004.76	0.00	0.00	10,463.28	1,004.69	1,004.76
TT05-TX TERM Drainage	AR-0027	State Pool	11/01/08	Open	333.32	333.34	333.32	333.34	0.00	0.00	109,774.61	333.32	333.34
State Pool Total					<u>1,650,172.78</u>	<u>1,650,384.12</u>	<u>1,650,172.78</u>	<u>1,650,384.12</u>	<u>0.00</u>	<u>0.00</u>	<u>166,609,812.94</u>	<u>1,650,172.78</u>	<u>1,650,384.12</u>

Portfolio Position
Ft. Bend County
Effective Interest - Actual Life
Receipts in Period
02/01/13 - 02/28/13

7

CUSIP	Invest Number	Security Description	Purchase Date	Call Date	Par Value On 02/01/13	Par Value On 02/28/13	Market Val On 02/01/13	Market Val On 02/28/13	Purchase Cost	Sales Proceeds	Original Princ/Cost	Amor Value On 02/01/13	Amor Value On 02/28/13
Combined Port Total					<u>376,269,402.77</u>	<u>419,831,156.85</u>	<u>376,269,402.77</u>	<u>419,831,156.85</u>	<u>0.00</u>	<u>0.00</u>	<u>179,115,390.60</u>	<u>376,269,402.77</u>	<u>419,831,156.85</u>

Earnings and Yields Summary

8

Ft. Bend County Effective Interest - Actual Life Receipts in Period 02/01/13 - 02/28/13

Security Description	02/01/13 02/07/13	02/08/13 02/14/13	02/15/13 02/21/13	02/22/13 02/28/13	02/01/13 02/28/13
Combined Port					
Money Market	31,293.52	31,293.53	31,293.53	31,811.87	125,692.45
State Pool	<u>52.94</u>	<u>52.94</u>	<u>52.94</u>	<u>52.52</u>	<u>211.34</u>
Port Total	<u>31,346.46</u>	<u>31,346.47</u>	<u>31,346.47</u>	<u>31,864.39</u>	<u>125,903.79</u>
Combined Port					
Money Market	0.4356	0.4356	0.4356	0.4356	0.4356
State Pool	<u>0.1673</u>	<u>0.1673</u>	<u>0.1673</u>	<u>0.1660</u>	<u>0.1669</u>
Port Total	<u>0.4344</u>	<u>0.4344</u>	<u>0.4344</u>	<u>0.4344</u>	<u>0.4344</u>

Maturity Aging
Ft. Bend County
 Effective Interest - Actual Life
 Receipts in Period
 02/28/13

CUSIP	Invest Number	Security Description	Purchase Date	Days to Maturity	Yield Matur	
0 - 30 Days						
	LOG1-Logic- General	AR-0028	State Pool	11/10/08	1	0.1543
	LOG2-Logic-Toll Rd.Operations	AR-0029	State Pool	11/10/08	1	0.1543
	LOG3-Logic-Flood Control	AR-0030	State Pool	11/10/08	1	0.1543
	LOG4-Logic-Facilities Const.Bnd	AR-0031	State Pool	11/10/08	1	0.1543
	LOG5-Logic-Drainage	AR-0032	State Pool	11/10/08	1	0.1543
	LOG8-Logic-Road & Bridge	AR-0035	State Pool	11/10/08	1	0.1543
	LOG9-Logic-Employee Benefits	AR-0036	State Pool	02/12/09	1	0.1543
	MB02-MBIA General	AR-0015	State Pool	11/01/08	1	0.1700
	MB03-MBIA Road & Bridge	AR-0016	State Pool	11/01/08	1	0.1700
	MB04-MBIA Drainage	AR-0017	State Pool	11/01/08	1	0.1700
	MB06-MBIA Toll Rd. Operations	AR-0019	State Pool	11/01/08	1	0.1700
	MB07-MBIA Fac. Construction	AR-0020	State Pool	11/01/08	1	0.1700
	MB08-MBIA Fld.Cont.(Big Crk)	AR-0021	State Pool	11/01/08	1	0.1700
	MB09-MBIA Justice Center Bnds	AR-0037	State Pool	01/07/10	1	0.1700
	MB11-MBIA EMPLOYEE BENEFITS	AR-0040	State Pool	01/07/10	1	0.1700
	Prosperity-Money Market Accts.	AR-0009	Money Market	11/30/03	1	0.5000
	TT00-TX TERM General	AR-0022	State Pool	11/01/08	1	0.1000
	TT02-TX TERM Toll Rd. Operation	AR-0024	State Pool	11/01/08	1	0.1000
	TT03-TX TERM Fac. Construction	AR-0025	State Pool	11/01/08	1	0.1000
	TT04-TX TERM Road & Bridge	AR-0026	State Pool	11/01/08	1	0.1000
	TT05-TX TERM Drainage	AR-0027	State Pool	11/01/08	<u>1</u>	<u>0.1000</u>
	0 - 30 Days Total				<u>1</u>	<u>0.4987</u>
	Investment Total				<u>1</u>	<u>0.4987</u>

Activity Statement
Ft. Bend County
Effective Interest - Actual Life
Receipts in Period
02/01/13 - 02/28/13

10

Purchase Date	Sale Date	CUSIP	Invest Number	Security Description	Amor Value On 02/01/13	Changes In Principal	Purchase Cost	Sales Proceeds	Purchased Interest	Int/Div Rec In the Perd	Amor Value On 02/28/13
Money Market											
11/30/03	Open	Prosperity-Money Market Accts.	AR-0009	Money Market	374,619,229.99	43,561,542.74	0.00	0.00	0.00	125,692.45	418,180,772.73
Money Market Total					<u>374,619,229.99</u>	<u>43,561,542.74</u>	<u>0.00</u>	<u>0.00</u>	<u>0.00</u>	<u>125,692.45</u>	<u>418,180,772.73</u>
State Pool											
11/01/08	Open	MB02-MBIA General	AR-0015	State Pool	281,847.32	36.29	0.00	0.00	0.00	36.29	281,883.61
11/01/08	Open	MB03-MBIA Road & Bridge	AR-0016	State Pool	60,395.52	7.71	0.00	0.00	0.00	7.71	60,403.23
11/01/08	Open	MB04-MBIA Drainage	AR-0017	State Pool	43,283.64	5.54	0.00	0.00	0.00	5.54	43,289.18
11/01/08	Open	MB06-MBIA Toll Rd. Operations	AR-0019	State Pool	289,900.09	37.28	0.00	0.00	0.00	37.28	289,937.37
11/01/08	Open	MB07-MBIA Fac. Construction	AR-0020	State Pool	313,051.60	40.24	0.00	0.00	0.00	40.24	313,091.84
11/01/08	Open	MB08-MBIA Fld.Cont.(Big Crk)	AR-0021	State Pool	45,296.92	5.82	0.00	0.00	0.00	5.82	45,302.74
11/01/08	Open	TT00-TX TERM General	AR-0022	State Pool	1,007.66	0.07	0.00	0.00	0.00	0.07	1,007.73
11/01/08	Open	TT02-TX TERM Toll Rd. Operation	AR-0024	State Pool	1,006.53	0.07	0.00	0.00	0.00	0.07	1,006.60
11/01/08	Open	TT03-TX TERM Fac. Construction	AR-0025	State Pool	1,005.24	0.07	0.00	0.00	0.00	0.07	1,005.31
11/01/08	Open	TT04-TX TERM Road & Bridge	AR-0026	State Pool	1,004.69	0.07	0.00	0.00	0.00	0.07	1,004.76
11/01/08	Open	TT05-TX TERM Drainage	AR-0027	State Pool	333.32	0.02	0.00	0.00	0.00	0.02	333.34
11/10/08	Open	LOG1-Logic- General	AR-0028	State Pool	1,007.61	0.05	0.00	0.00	0.00	0.05	1,007.66
11/10/08	Open	LOG2-Logic-Toll Rd.Operations	AR-0029	State Pool	1,013.71	0.05	0.00	0.00	0.00	0.05	1,013.76
11/10/08	Open	LOG3-Logic-Flood Control	AR-0030	State Pool	1,008.90	0.05	0.00	0.00	0.00	0.05	1,008.95
11/10/08	Open	LOG4-Logic-Facilities Const.Bnd	AR-0031	State Pool	1,022.24	0.05	0.00	0.00	0.00	0.05	1,022.29
11/10/08	Open	LOG5-Logic-Drainage	AR-0032	State Pool	1,007.39	0.05	0.00	0.00	0.00	0.05	1,007.44
11/10/08	Open	LOG8-Logic-Road & Bridge	AR-0035	State Pool	1,007.81	0.05	0.00	0.00	0.00	0.05	1,007.86
02/12/09	Open	LOG9-Logic-Employee Benefits	AR-0036	State Pool	1,007.53	0.05	0.00	0.00	0.00	0.05	1,007.58
01/07/10	Open	MB09-MBIA Justice Center Bnds	AR-0037	State Pool	570,740.59	73.40	0.00	0.00	0.00	73.40	570,813.99
01/07/10	Open	MB11-MBIA EMPLOYEE BENEFITS	AR-0040	State Pool	34,224.47	4.41	0.00	0.00	0.00	4.41	34,228.88
State Pool Total					<u>1,650,172.78</u>	<u>211.34</u>	<u>0.00</u>	<u>0.00</u>	<u>0.00</u>	<u>211.34</u>	<u>1,650,384.12</u>
Investment Total					<u>376,269,402.77</u>	<u>43,561,754.08</u>	<u>0.00</u>	<u>0.00</u>	<u>0.00</u>	<u>125,903.79</u>	<u>419,831,156.85</u>

Interest Accrual
Ft. Bend County
Effective Interest - Actual Life
Receipts in Period
02/01/13 - 02/28/13

CUSIP	Invest Number	Security Description	Purchase Date	Sale Date	Yield Earned	Ending Par Val/Shares	Ending Amor Val/Cost	Purchased Interest	Int/Div Rec In the Perd	Int/Div Accrued In the Perd	PTD Purch Received	Int/Div Rec Purch/Date	Int/Div Accrued Purch/Date
Money Market													
Prosperity-Money Market Accts.	AR-0009	Money Market	11/30/03	Open	0.4356	418,180,772.73	418,180,772.73	0.00	125,692.45	0.00	0.00	20,087,750.00	0.00
Money Market Total						<u>0.4356</u>	<u>418,180,772.73</u>	<u>0.00</u>	<u>125,692.45</u>	<u>0.00</u>	<u>0.00</u>	<u>20,087,750.00</u>	<u>0.00</u>
State Pool													
MB02-MBIA General	AR-0015	State Pool	11/01/08	Open	0.1678	281,883.61	281,883.61	0.00	36.29	0.00	0.00	11,233.98	0.00
MB03-MBIA Road & Bridge	AR-0016	State Pool	11/01/08	Open	0.1664	60,403.23	60,403.23	0.00	7.71	0.00	0.00	1,142.38	0.00
MB04-MBIA Drainage	AR-0017	State Pool	11/01/08	Open	0.1668	43,289.18	43,289.18	0.00	5.54	0.00	0.00	617.09	0.00
MB06-MBIA Toll Rd. Operations	AR-0019	State Pool	11/01/08	Open	0.1676	289,937.37	289,937.37	0.00	37.28	0.00	0.00	5,874.92	0.00
MB07-MBIA Fac. Construction	AR-0020	State Pool	11/01/08	Open	0.1676	313,091.84	313,091.84	0.00	40.24	0.00	0.00	67,994.28	0.00
MB08-MBIA Fld.Cont.(Big Crk)	AR-0021	State Pool	11/01/08	Open	0.1675	45,302.74	45,302.74	0.00	5.82	0.00	0.00	4,774.14	0.00
TT00-TX TERM General	AR-0022	State Pool	11/01/08	Open	0.0906	1,007.73	1,007.73	0.00	0.07	0.00	0.00	21,392.50	0.00
TT02-TX TERM Toll Rd. Operation	AR-0024	State Pool	11/01/08	Open	0.0907	1,006.60	1,006.60	0.00	0.07	0.00	0.00	17,936.50	0.00
TT03-TX TERM Fac. Construction	AR-0025	State Pool	11/01/08	Open	0.0908	1,005.31	1,005.31	0.00	0.07	0.00	0.00	125,368.29	0.00
TT04-TX TERM Road & Bridge	AR-0026	State Pool	11/01/08	Open	0.0908	1,004.76	1,004.76	0.00	0.07	0.00	0.00	8,212.04	0.00
TT05-TX TERM Drainage	AR-0027	State Pool	11/01/08	Open	0.0782	333.34	333.34	0.00	0.02	0.00	0.00	5,012.61	0.00
LOG1-Logic- General	AR-0028	State Pool	11/10/08	Open	0.0647	1,007.66	1,007.66	0.00	0.05	0.00	0.00	50,013.24	0.00
LOG2-Logic-Toll Rd.Operations	AR-0029	State Pool	11/10/08	Open	0.0643	1,013.76	1,013.76	0.00	0.05	0.00	0.00	62,344.84	0.00
LOG3-Logic-Flood Control	AR-0030	State Pool	11/10/08	Open	0.0646	1,008.95	1,008.95	0.00	0.05	0.00	0.00	15,034.97	0.00
LOG4-Logic-Facilities Const.Bnd	AR-0031	State Pool	11/10/08	Open	0.0638	1,022.29	1,022.29	0.00	0.05	0.00	0.00	218,927.11	0.00
LOG5-Logic-Drainage	AR-0032	State Pool	11/10/08	Open	0.0647	1,007.44	1,007.44	0.00	0.05	0.00	0.00	3,251.21	0.00
LOG8-Logic-Road & Bridge	AR-0035	State Pool	11/10/08	Open	0.0647	1,007.86	1,007.86	0.00	0.05	0.00	0.00	6,495.38	0.00
LOG9-Logic-Employee Benefits	AR-0036	State Pool	02/12/09	Open	0.0647	1,007.58	1,007.58	0.00	0.05	0.00	0.00	4,336.40	0.00
MB09-MBIA Justice Center Bnds	AR-0037	State Pool	01/07/10	Open	0.1676	570,813.99	570,813.99	0.00	73.40	0.00	0.00	3,813.99	0.00
MB11-MBIA EMPLOYEE BENEFITS	AR-0040	State Pool	01/07/10	Open	0.1680	34,228.88	34,228.88	0.00	4.41	0.00	0.00	228.88	0.00
State Pool Total						<u>0.1669</u>	<u>1,650,384.12</u>	<u>0.00</u>	<u>211.34</u>	<u>0.00</u>	<u>0.00</u>	<u>634,004.75</u>	<u>0.00</u>
Investment Total						<u>0.4344</u>	<u>419,831,156.85</u>	<u>0.00</u>	<u>125,903.79</u>	<u>0.00</u>	<u>0.00</u>	<u>20,721,754.75</u>	<u>0.00</u>

Premium/Discount Amortization
Ft. Bend County
Effective Interest - Actual Life
Receipts in Period
02/01/13 - 02/28/13

12

CUSIP	Invest Number	Security Description	Purchase Date	Amortiz Date	Yield Earned	Beginning Par Val/Shares	Beginning Unamor Val/Cost	Premium Discount	Ending Par Val/Shares	Ending Amor Val/Cost	Unamor Prem/Dscnt	Amortization In the Perd	Amortization Purch/Date
Money Market													
Prosperity-Money Market Accts.	AR-0009	Money Market	11/30/03	Open	0.4356	374,619,229.99	374,619,229.99	0.00	418,180,772.73	418,180,772.73	0.00	0.00	0.00
Money Market Total						<u>0.4356</u>	<u>374,619,229.99</u>	<u>0.00</u>	<u>418,180,772.73</u>	<u>418,180,772.73</u>	<u>0.00</u>	<u>0.00</u>	<u>0.00</u>
State Pool													
MB02-MBIA General	AR-0015	State Pool	11/01/08	Open	0.1678	281,847.32	281,847.32	0.00	281,883.61	281,883.61	0.00	0.00	0.00
MB03-MBIA Road & Bridge	AR-0016	State Pool	11/01/08	Open	0.1664	60,395.52	60,395.52	0.00	60,403.23	60,403.23	0.00	0.00	0.00
MB04-MBIA Drainage	AR-0017	State Pool	11/01/08	Open	0.1668	43,283.64	43,283.64	0.00	43,289.18	43,289.18	0.00	0.00	0.00
MB06-MBIA Toll Rd. Operations	AR-0019	State Pool	11/01/08	Open	0.1676	289,900.09	289,900.09	0.00	289,937.37	289,937.37	0.00	0.00	0.00
MB07-MBIA Fac. Construction	AR-0020	State Pool	11/01/08	Open	0.1676	313,051.60	313,051.60	0.00	313,091.84	313,091.84	0.00	0.00	0.00
MB08-MBIA Fld.Cont.(Big Crk)	AR-0021	State Pool	11/01/08	Open	0.1675	45,296.92	45,296.92	0.00	45,302.74	45,302.74	0.00	0.00	0.00
TT00-TX TERM General	AR-0022	State Pool	11/01/08	Open	0.0906	1,007.66	1,007.66	0.00	1,007.73	1,007.73	0.00	0.00	0.00
TT02-TX TERM Toll Rd. Operation	AR-0024	State Pool	11/01/08	Open	0.0907	1,006.53	1,006.53	0.00	1,006.60	1,006.60	0.00	0.00	0.00
TT03-TX TERM Fac. Construction	AR-0025	State Pool	11/01/08	Open	0.0908	1,005.24	1,005.24	0.00	1,005.31	1,005.31	0.00	0.00	0.00
TT04-TX TERM Road & Bridge	AR-0026	State Pool	11/01/08	Open	0.0908	1,004.69	1,004.69	0.00	1,004.76	1,004.76	0.00	0.00	0.00
TT05-TX TERM Drainage	AR-0027	State Pool	11/01/08	Open	0.0782	333.32	333.32	0.00	333.34	333.34	0.00	0.00	0.00
LOG1-Logic- General	AR-0028	State Pool	11/10/08	Open	0.0647	1,007.61	1,007.61	0.00	1,007.66	1,007.66	0.00	0.00	0.00
LOG2-Logic-Toll Rd.Operations	AR-0029	State Pool	11/10/08	Open	0.0643	1,013.71	1,013.71	0.00	1,013.76	1,013.76	0.00	0.00	0.00
LOG3-Logic-Flood Control	AR-0030	State Pool	11/10/08	Open	0.0646	1,008.90	1,008.90	0.00	1,008.95	1,008.95	0.00	0.00	0.00
LOG4-Logic-Facilities Const.Bnd	AR-0031	State Pool	11/10/08	Open	0.0638	1,022.24	1,022.24	0.00	1,022.29	1,022.29	0.00	0.00	0.00
LOG5-Logic-Drainage	AR-0032	State Pool	11/10/08	Open	0.0647	1,007.39	1,007.39	0.00	1,007.44	1,007.44	0.00	0.00	0.00
LOG8-Logic-Road & Bridge	AR-0035	State Pool	11/10/08	Open	0.0647	1,007.81	1,007.81	0.00	1,007.86	1,007.86	0.00	0.00	0.00
LOG9-Logic-Employee Benefits	AR-0036	State Pool	02/12/09	Open	0.0647	1,007.53	1,007.53	0.00	1,007.58	1,007.58	0.00	0.00	0.00
MB09-MBIA Justice Center Bnds	AR-0037	State Pool	01/07/10	Open	0.1676	570,740.59	570,740.59	0.00	570,813.99	570,813.99	0.00	0.00	0.00
MB11-MBIA EMPLOYEE BENEFITS	AR-0040	State Pool	01/07/10	Open	0.1680	34,224.47	34,224.47	0.00	34,228.88	34,228.88	0.00	0.00	0.00
State Pool Total						<u>0.1669</u>	<u>1,650,172.78</u>	<u>0.00</u>	<u>1,650,384.12</u>	<u>1,650,384.12</u>	<u>0.00</u>	<u>0.00</u>	<u>0.00</u>
Investment Total						<u>0.4344</u>	<u>376,269,402.77</u>	<u>0.00</u>	<u>419,831,156.85</u>	<u>419,831,156.85</u>	<u>0.00</u>	<u>0.00</u>	<u>0.00</u>

Open Investments
Ft. Bend County
 Effective Interest - Actual Life
 Receipts in Period
 02/28/13

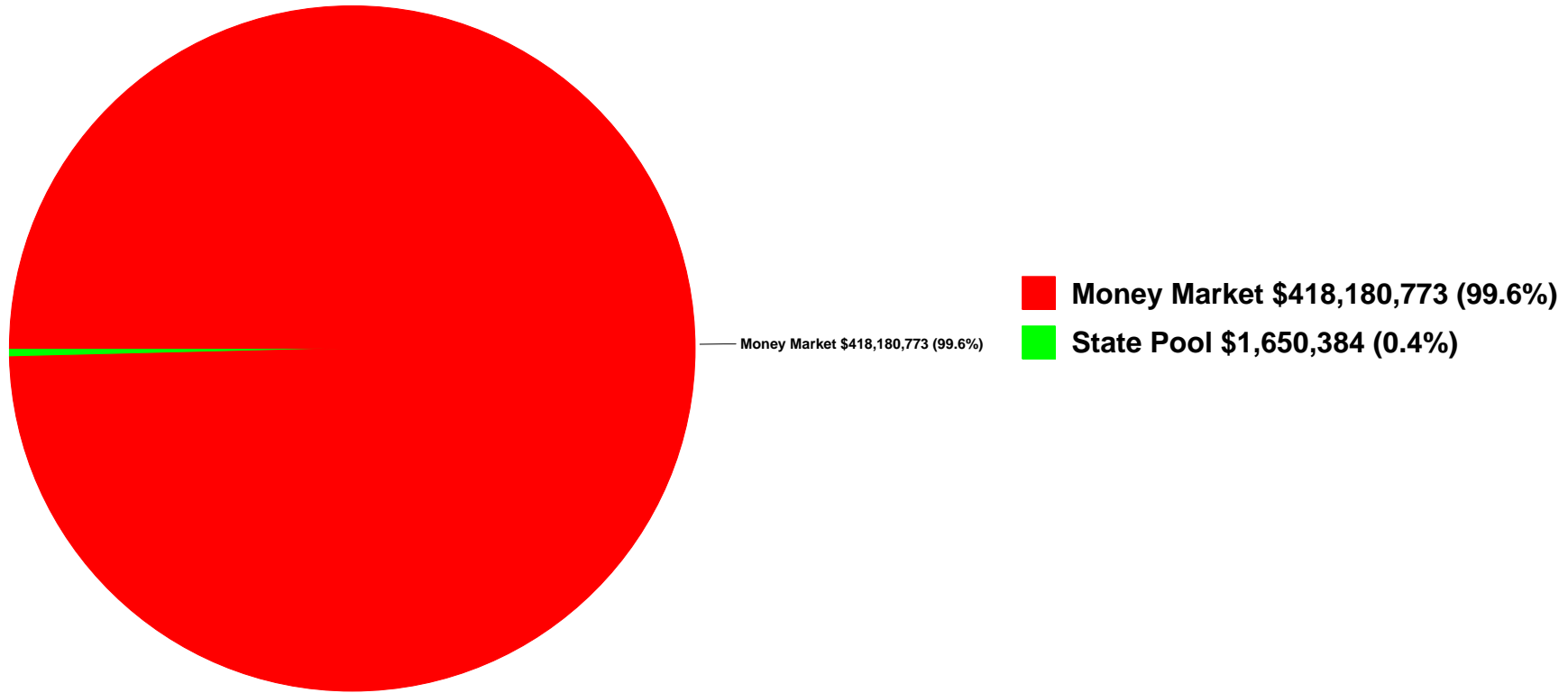
13

CUSIP	Invest Number	Security Description	Invest Class	Purchase Date	Call Date	Purchase Institut	SafeKeep Institut	Issuing Institut	Yield Matur	Yield Call	Original Unit Cost	Original Par Val/Shares	Original Princ/Cost	Orig Prem Discount	Ending Unit Price	Ending Par Val/Shares	Ending Amor Val/Cost	Unamor Prem/Dscnt
Money Market																		
Prosperity-Money Market Accts.	AR-0009	Money Market		11/30/03	Open	100	100	100	0.5000	0.5000	1.000000	12,505,577.66	12,505,577.66	0.00	1.000000	418,180,772.73	418,180,772.73	0.00
Money Market Total									<u>0.5000</u>	<u>0.5000</u>	<u>1.000000</u>	<u>12,505,577.66</u>	<u>12,505,577.66</u>	<u>0.00</u>	<u>1.000000</u>	<u>418,180,772.73</u>	<u>418,180,772.73</u>	<u>0.00</u>
State Pool																		
MB02-MBIA General	AR-0015	State Pool		11/01/08	Open	2000	2000	2000	0.1700	0.1700	1.000000	17,374,917.83	17,374,917.83	0.00	1.000000	281,883.61	281,883.61	0.00
MB03-MBIA Road & Bridge	AR-0016	State Pool		11/01/08	Open	2000	2000	2000	0.1700	0.1700	1.000000	2,856,438.24	2,856,438.24	0.00	1.000000	60,403.23	60,403.23	0.00
MB04-MBIA Drainage	AR-0017	State Pool		11/01/08	Open	2000	2000	2000	0.1700	0.1700	1.000000	1,267,218.21	1,267,218.21	0.00	1.000000	43,289.18	43,289.18	0.00
MB06-MBIA Toll Rd. Operations	AR-0019	State Pool		11/01/08	Open	2000	2000	2000	0.1700	0.1700	1.000000	3,143,377.27	3,143,377.27	0.00	1.000000	289,937.37	289,937.37	0.00
MB07-MBIA Fac. Construction	AR-0020	State Pool		11/01/08	Open	2000	2000	2000	0.1700	0.1700	1.000000	57,854,378.51	57,854,378.51	0.00	1.000000	313,091.84	313,091.84	0.00
MB08-MBIA Fld.Cont.(Big Crk)	AR-0021	State Pool		11/01/08	Open	2000	2000	2000	0.1700	0.1700	1.000000	4,405,170.92	4,405,170.92	0.00	1.000000	45,302.74	45,302.74	0.00
TT00-TX TERM General	AR-0022	State Pool		11/01/08	Open	2005	2005	2005	0.1000	0.1000	1.000000	10,006,437.87	10,006,437.87	0.00	1.000000	1,007.73	1,007.73	0.00
TT02-TX TERM Toll Rd. Operation	AR-0024	State Pool		11/01/08	Open	2005	2005	2005	0.1000	0.1000	0.000000	0.00	0.00	0.00	1.000000	1,006.60	1,006.60	0.00
TT03-TX TERM Fac. Construction	AR-0025	State Pool		11/01/08	Open	2005	2005	2005	0.1000	0.1000	1.000000	25,480,636.20	25,480,636.20	0.00	1.000000	1,005.31	1,005.31	0.00
TT04-TX TERM Road & Bridge	AR-0026	State Pool		11/01/08	Open	2005	2005	2005	0.1000	0.1000	1.000000	10,463.28	10,463.28	0.00	1.000000	1,004.76	1,004.76	0.00
TT05-TX TERM Drainage	AR-0027	State Pool		11/01/08	Open	2005	2005	2005	0.1000	0.1000	1.000000	109,774.61	109,774.61	0.00	1.000000	333.34	333.34	0.00
LOG1-Logic- General	AR-0028	State Pool		11/10/08	Open	200	200	200	0.1543	0.1543	1.000000	10,000,000.00	10,000,000.00	0.00	1.000000	1,007.66	1,007.66	0.00
LOG2-Logic-Toll Rd.Operations	AR-0029	State Pool		11/10/08	Open	200	200	200	0.1543	0.1543	1.000000	2,000,000.00	2,000,000.00	0.00	1.000000	1,013.76	1,013.76	0.00
LOG3-Logic-Flood Control	AR-0030	State Pool		11/10/08	Open	200	200	200	0.1543	0.1543	1.000000	3,000,000.00	3,000,000.00	0.00	1.000000	1,008.95	1,008.95	0.00
LOG4-Logic-Facilities Const.Bnd	AR-0031	State Pool		11/10/08	Open	200	200	200	0.1543	0.1543	1.000000	25,000,000.00	25,000,000.00	0.00	1.000000	1,022.29	1,022.29	0.00
LOG5-Logic-Drainage	AR-0032	State Pool		11/10/08	Open	200	200	200	0.1543	0.1543	1.000000	500,000.00	500,000.00	0.00	1.000000	1,007.44	1,007.44	0.00
LOG8-Logic-Road & Bridge	AR-0035	State Pool		11/10/08	Open	200	200	200	0.1543	0.1543	1.000000	1,000,000.00	1,000,000.00	0.00	1.000000	1,007.86	1,007.86	0.00
LOG9-Logic-Employee Benefits	AR-0036	State Pool		02/12/09	Open	200	200	200	0.1543	0.1543	1.000000	2,000,000.00	2,000,000.00	0.00	1.000000	1,007.58	1,007.58	0.00
MB09-MBIA Justice Center Bnds	AR-0037	State Pool		01/07/10	Open	2000	2000	2000	0.1700	0.1700	1.000000	567,000.00	567,000.00	0.00	1.000000	570,813.99	570,813.99	0.00
MB11-MBIA EMPLOYEE BENEFITS	AR-0040	State Pool		01/07/10	Open	2000	2000	2000	0.1700	0.1700	1.000000	34,000.00	34,000.00	0.00	1.000000	34,228.88	34,228.88	0.00
State Pool Total									<u>0.1697</u>	<u>0.1697</u>	<u>1.000000</u>	<u>166,609,812.94</u>	<u>166,609,812.94</u>	<u>0.00</u>	<u>1.000000</u>	<u>1,650,384.12</u>	<u>1,650,384.12</u>	<u>0.00</u>
Investment Total									<u>0.4987</u>	<u>0.4987</u>	<u>1.000000</u>	<u>179,115,390.60</u>	<u>179,115,390.60</u>	<u>0.00</u>	<u>1.000000</u>	<u>419,831,156.85</u>	<u>419,831,156.85</u>	<u>0.00</u>

Open Investments
Ft. Bend County
Effective Interest - Actual Life
Receipts in Period
02/28/13

By Security

Open Investments \$419,831,157



FBC INVESTMENT TRAILING 12 MONTHS

Open Investments		FARMERS MAC DN	FMC	FHLB	FHLMC	FNMA	FNMA DISCOUNT NOTE	State Pool	Prosperity Money Market	Prosperity - Invst. Acct.
\$ 201,940,264	2/29/2012	\$ -	\$ -	\$ -	\$ -	\$ -	\$ -	\$ 1,995,247	\$ 199,945,017	\$ -
\$ 193,694,229	3/31/2012	\$ -	\$ -	\$ -	\$ -	\$ -	\$ -	\$ 1,995,660	\$ 191,698,569	\$ -
\$ 179,908,888	4/30/2012	\$ -	\$ -	\$ -	\$ -	\$ -	\$ -	\$ 1,996,074	\$ 177,912,814	\$ -
\$ 256,105,961	5/31/2012	\$ -	\$ -	\$ -	\$ -	\$ -	\$ -	\$ 1,996,512	\$ 254,109,449	\$ -
\$ 244,439,784	6/30/2012	\$ -	\$ -	\$ -	\$ -	\$ -	\$ -	\$ 1,648,092	\$ 242,791,692	\$ -
\$ 226,544,180	7/31/2012	\$ -	\$ -	\$ -	\$ -	\$ -	\$ -	\$ 1,648,431	\$ 224,895,749	\$ -
\$ 360,000,470	8/31/2012	\$ -	\$ -	\$ -	\$ -	\$ -	\$ -	\$ 1,648,761	\$ 358,351,709	\$ -
\$ 338,874,217	9/30/2012	\$ -	\$ -	\$ -	\$ -	\$ -	\$ -	\$ 1,649,072	\$ 337,225,145	\$ -
\$ 319,866,100	10/31/2012	\$ -	\$ -	\$ -	\$ -	\$ -	\$ -	\$ 1,649,370	\$ 318,216,730	\$ -
\$ 292,609,823	11/30/2012	\$ -	\$ -	\$ -	\$ -	\$ -	\$ -	\$ 1,649,628	\$ 318,216,730	\$ -
\$ 302,496,812	12/31/2012	\$ -	\$ -	\$ -	\$ -	\$ -	\$ -	\$ 1,649,917	\$ 300,846,895	\$ -
\$ 376,269,403	1/31/2013	\$ -	\$ -	\$ -	\$ -	\$ -	\$ -	\$ 1,650,173	\$ 374,619,230	\$ -
\$ 419,831,157	2/28/2013	\$ -	\$ -	\$ -	\$ -	\$ -	\$ -	\$ 1,650,384	\$ 418,180,773	\$ -

Wendt, Sandra

From: Laura Turner (111) <laura.turner@ProsperityBankTX.com>
Sent: Monday, February 04, 2013 9:47 AM
To: Gasser, Debbie; Sturdivant, Ed; Schultz, Patsy; Vrana, Robin; Wendt, Sandra
Subject: February interest rates

In accordance to the Depository bid, the variable interest rate for the month of February will reflect the change in the 91 day t-bill rate. The 91 day t-bill investment rate is 0.076%. Rate paid will be 0.75% on the General Operating Account and 0.366% (0.076% + .29) on all other operating accounts. The Texpool rate is 0.0871%. A rate of 0.25% will be paid on the designated investment accounts.

Thank you,
Laura

Laura Turner
Banking Officer/Lending Assistant
Prosperity Bank
Sugar Land Banking Center
14060 Southwest Freeway
Sugar Land, TX 77478
Phone: 281-269-7200
Direct: 281-269-7254
Fax: 281-269-7108

Email: Laura.Turner@prosperitybanktx.com

NYSE: PB

This transmission may contain information that is privileged, confidential and or exempt from disclosure under applicable law. If you are not the intended recipient, you are hereby notified that any disclosure, copying, distribution or use of the information contained herein (including any reliance thereon) is STRICTLY PROHIBITED. If you received this transmission in error, please immediately contact the sender and destroy the material in its entirety, whether in electronic or hard copy format. Thank you.

Texas CLASS Daily Rates

February 2013

For more information, call Texas CLASS at (800)707-6242
Fax: (855)848-9910



<i>Date</i>	<i>Daily Rates</i>	<i>Annual Yield</i>
02/01/13	0.17%	0.17%
02/02/13	0.17%	0.17%
02/03/13	0.17%	0.17%
02/04/13	0.17%	0.17%
02/05/13	0.17%	0.17%
02/06/13	0.16%	0.16%
02/07/13	0.16%	0.16%
02/08/13	0.16%	0.16%
02/09/13	0.16%	0.16%
02/10/13	0.16%	0.16%
02/11/13	0.16%	0.16%
02/12/13	0.16%	0.16%
02/13/13	0.16%	0.16%
02/14/13	0.16%	0.16%
02/15/13	0.16%	0.16%
02/16/13	0.16%	0.16%
02/17/13	0.16%	0.16%
02/18/13	0.16%	0.16%
02/19/13	0.17%	0.17%
02/20/13	0.17%	0.17%
02/21/13	0.18%	0.18%
02/22/13	0.18%	0.18%
02/23/13	0.18%	0.18%
02/24/13	0.18%	0.18%
02/25/13	0.18%	0.18%
02/26/13	0.17%	0.17%
02/27/13	0.17%	0.17%
02/28/13	0.18%	0.19%
Average	0.17%	0.17%

Rates can vary over time. Past performance is no guarantee of future results.

Current Rates:

As of February 28, 2013

Current Yield¹	<u>.10%</u>
One-Day Yield¹	<u>.11%</u>
Allocation Factor¹	<u>0.000002981</u>

Historical Rates:

Monthly Distribution Yields²

	<u>2004</u>	<u>2005</u>	<u>2006</u>	<u>2007</u>	<u>2008</u>	<u>2009</u>	<u>2010</u>	<u>2011</u>	<u>2012</u>	<u>2013</u>
January	1.03%	2.21%	4.25%	5.25%	4.27%	1.14%	0.17%	0.14%	0.08%	0.12%
February	1.03%	2.40%	4.48%	5.28%	3.57%	0.83%	0.17%	0.17%	0.10%	0.10%
March	1.03%	2.53%	4.55%	5.29%	2.98%	0.74%	0.18%	0.14%	0.10%	
April	1.02%	2.71%	4.72%	5.26%	2.51%	0.63%	0.19%	0.10%	0.10%	
May	1.01%	2.90%	4.87%	5.23%	2.36%	0.55%	0.19%	0.09%	0.12%	
June	1.07%	2.97%	4.98%	5.26%	2.26%	0.50%	0.21%	0.09%	0.13%	
July	1.25%	3.17%	5.16%	5.25%	2.29%	0.42%	0.23%	0.06%	0.13%	
August	1.39%	3.36%	5.20%	5.25%	2.39%	0.41%	0.24%	0.08%	0.13%	
September	1.55%	3.52%	5.24%	5.15%	2.38%	0.37%	0.21%	0.07%	0.13%	
October	1.68%	3.72%	5.25%	4.99%	2.65%	0.27%	0.19%	0.07%	0.13%	
November	1.82%	3.92%	5.25%	4.80%	2.13%	0.26%	0.17%	0.08%	0.13%	
December	2.05%	4.13%	5.25%	4.53%	1.79%	0.23%	0.15%	0.11%	0.13%	

**Call Toll-Free
1-866-TEX-TERM**

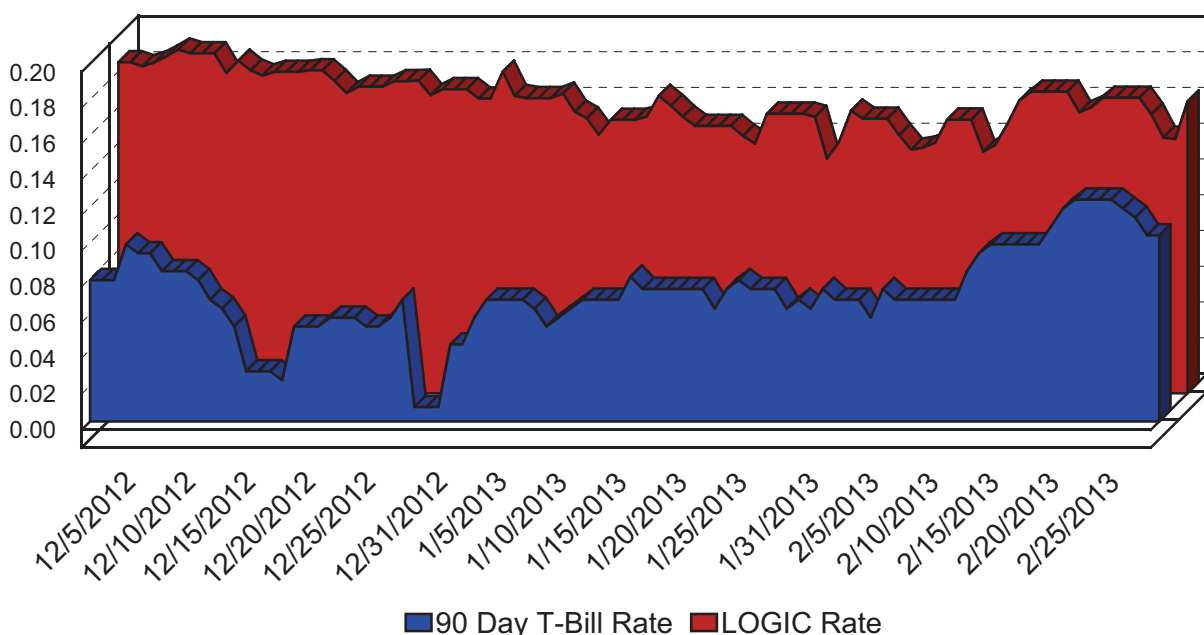
Past performance is not indicative of future results and yields may vary.

(1) The current yield, which is also known as the current annualized yield or current seven-day yield, represents the net change, exclusive of capital changes and income other than investment income, in the value of a hypothetical account with a balance of one share (normally \$1.00 per share) over a seven-day base period expressed as a percentage of the value of one share at the beginning of the seven-day period. This resulting net change in account value is then annualized by multiplying it by 365 and dividing the result by 7. The yields shown may reflect fee waivers by service providers that subsidize and reduce the total operating expenses of the TexasDAILY portfolio. Portfolio yields would be lower if there were no such waivers. The allocation factor represents the daily net income dividend declared by the TexasDAILY portfolio divided by the portfolio's daily net assets. The one-day yield represents the allocation factor of the TexasDAILY portfolio divided by the daily net asset value per share (normally \$1.00) multiplied by 365. Unlike the current yield—which excludes capital changes and income other than investment income—the allocation factor and one-day yield are inclusive of capital changes and any income other than investment income.

(2) The monthly distribution yield represents the sum of a month's one-day allocation factors divided by the number of days in that month, and multiplied by 365. The yields shown may reflect fee waivers by service providers that subsidize and reduce the total operating expenses of the TexasDAILY portfolio. Portfolio yields would be lower if there were no such waivers.

*This information is for institutional investor use only, not for further distribution to retail investors, and does not represent an offer to sell or a solicitation of an offer to buy or sell any fund or other security. Investors should consider the Pool's investment objectives, risks, charges and expenses before investing. This and other information about the Pool is available in the Pool's Information Statement, which should be read carefully before investing. A copy of the Pool's Information Statement may be obtained by calling 1-866-839-8376 or is available on the Pool's website at www.texasterm.net. While TexasDAILY seeks to maintain a stable net asset value of \$1.00 per share and TexasTERM seeks to achieve a net asset value of \$1.00 per share at its stated maturity, it is possible to lose money investing in the Pool. An investment in the Pool is not insured or guaranteed by the Federal Deposit Insurance Corporation or any other government agency. Shares of the Pool are distributed by **PFM Fund Distributors, Inc.**, member Financial Industry Regulatory Authority (FINRA) (www.finra.org) and Securities Investor Protection Corporation (SIPC) (www.sipc.org). PFM Fund Distributors, Inc. is a wholly owned subsidiary of PFM Asset Management LLC.*

LOGIC versus 90-Day Treasury Bill



This material is for information purposes only. This information does not represent an offer to buy or sell a security. The above rate information is obtained from sources that are believed to be reliable; however, its accuracy or completeness may be subject to change. The LOGIC management fee may be waived in full or in part at the discretion of the LOGIC co-administrators and the LOGIC rate for the period shown reflects waiver of fees. This table represents investment performance/return to the customer, net of fees, and is not an indication of future performance. An investment in the security is not insured or guaranteed by the Federal Deposit Insurance Corporation or any other government agency. Although the issuer seeks to preserve the value of an investment at \$1.00 per share, it is possible to lose money by investing in the security. Information about these and other program details are in the fund's Information Statement which should be read carefully before investing. The yield on the 90-Day Treasury Bill ("T-Bill Yield") is shown for comparative purposes only. When comparing the investment returns of the LOGIC pool to the T-Bill Yield, you should know that the LOGIC pool consist of allocations of specific diversified securities as detailed in the respective Information Statements. The T-Bill Yield is taken from Bloomberg Finance L.P. and represents the daily closing yield on the then current 90-day T-Bill.

Daily Summary for February 2013

Date	Mny Mkt Fund Equiv. [SEC Std.]	Daily Allocation Factor	LOGIC Invested Balance	Market Value Per Share	WAM Days (1)*	WAM Days (2)*
2/1/2013	0.1535%	0.000004205	\$3,618,032,502.60	1.000730	54	58
2/2/2013	0.1535%	0.000004205	\$3,618,032,502.60	1.000730	54	58
2/3/2013	0.1535%	0.000004205	\$3,618,032,502.60	1.000730	54	58
2/4/2013	0.1443%	0.000003954	\$3,665,982,087.78	1.000008	57	61
2/5/2013	0.1362%	0.000003731	\$3,697,088,026.20	1.000075	58	61
2/6/2013	0.1373%	0.000003762	\$3,721,550,717.12	1.000078	57	61
2/7/2013	0.1400%	0.000003836	\$3,748,170,153.02	1.000079	59	63
2/8/2013	0.1530%	0.000004193	\$3,757,725,315.25	1.000067	57	60
2/9/2013	0.1530%	0.000004193	\$3,757,725,315.25	1.000067	57	60
2/10/2013	0.1530%	0.000004193	\$3,757,725,315.25	1.000067	57	60
2/11/2013	0.1351%	0.000003701	\$3,809,986,739.70	1.000076	56	59
2/12/2013	0.1388%	0.000003804	\$3,769,719,238.92	1.000076	56	60
2/13/2013	0.1503%	0.000004117	\$3,715,789,042.26	1.000076	57	61
2/14/2013	0.1635%	0.000004480	\$3,586,811,052.77	1.000076	58	62
2/15/2013	0.1686%	0.000004620	\$3,482,291,315.14	1.000062	57	60
2/16/2013	0.1686%	0.000004620	\$3,482,291,315.14	1.000062	57	60
2/17/2013	0.1686%	0.000004620	\$3,482,291,315.14	1.000062	57	60
2/18/2013	0.1686%	0.000004620	\$3,482,291,315.14	1.000062	57	60
2/19/2013	0.1571%	0.000004305	\$3,457,492,535.61	1.000077	56	59
2/20/2013	0.1599%	0.000004381	\$3,460,313,998.84	1.000074	56	60
2/21/2013	0.1652%	0.000004526	\$3,453,493,247.77	1.000072	56	59
2/22/2013	0.1652%	0.000004525	\$3,440,585,137.15	1.000062	54	57
2/23/2013	0.1652%	0.000004525	\$3,440,585,137.15	1.000062	54	57
2/24/2013	0.1652%	0.000004525	\$3,440,585,137.15	1.000062	54	57
2/25/2013	0.1559%	0.000004270	\$3,445,358,537.86	1.000074	54	58
2/26/2013	0.1430%	0.000003917	\$3,442,858,383.37	1.000076	56	59
2/27/2013	0.1422%	0.000003895	\$3,416,164,393.51	1.000076	56	59
2/28/2013	0.1631%	0.000004468	\$3,374,642,633.05	1.000076	56	59
Average	0.1543%	0.000004228	\$3,576,557,675.48		56	60

Prosperity Bank
Money Market Accounts

February 28, 2013

FUND	DESCRIPTION	BEGINNING BALANCE	DEPOSITS	WITH- DRAWALS	INTEREST	ENDING BALANCE
100	General Operating	82,729,036.59	52,522,845.34	23,366,675.38	58,015.26	111,943,221.81
150	Juvenile Operations	7,839,839.32	209,505.28	621,206.33	2,103.42	7,430,241.69
155	Road & Bridge	9,153,699.25	3,898,211.64	1,218,198.80	3,034.91	11,836,747.00
160	Drainage District	9,197,936.95	2,181,702.42	1,027,575.01	2,782.60	10,354,846.96
165	Lateral Road	543,823.76	-	-	104.29	543,928.05
170	Statue Restoration	4,258.89	-	-	0.82	4,259.71
175	City Water Assistance	22,251.38	1,475.00	377.84	4.50	23,353.04
185	Entex Contributions	326.49	-	125.36	0.04	201.17
190	H L & P Assistance	5,248.16	-	187.22	0.99	5,061.93
195	County Law Library	1,070,830.06	26,341.19	43,733.01	203.88	1,053,642.12
200	Law Enforcement Academy	825,527.35	29,528.00	6,682.56	162.04	848,534.83
210	Ambulance Paramedics	7,861.74	500.00	1.68	1.58	8,361.64
360	Law Enforcement Training	10,098.41	-	-	1.94	10,100.35
215	Library Donations	132,003.49	416.15	5,310.89	24.94	127,133.69
225	FBC Asset Forfeiture-Task-State	528,564.56	96,310.11	5,321.73	107.20	619,660.14
235	Probate Court Training	69,902.61	330.00	-	13.43	70,246.04
245	Alert Program-Juvenile	45,053.88	330.00	-	8.67	45,392.55
255	D A Asset Forfeiture-Fed.	8,825.06	-	1,653.63	1.64	7,173.07
260	D A Bad Check Coll Fund	130,106.27	1,837.01	4,695.88	24.90	127,272.30
265	Gus George Memorial	3,070.61	-	-	0.59	3,071.20
275	D A Special Fund Run	17,686.06	-	-	3.39	17,689.45
280	Co.Atty.Supplemental Salary	162,735.29	-	2,015.93	30.99	160,750.35
285	FBC Records Management	1,996,266.61	75,405.63	47,662.54	385.05	2,024,394.75
290	VIT Interest (Tax Coll)	451.08	-	-	0.09	451.17
295	Courthouse Security	-	-	-	-	-
300	FBC Elections	812,258.71	-	2,843.24	155.44	809,570.91
305	FBC Asset Forfeiture-Task-Fed.	27,080.76	-	660.00	5.15	26,425.91
310	Sheriff Ofc/Forfeiture-Assets-St.	550,172.44	1,408.37	77,200.00	100.40	474,481.21
315	Sheriff Ofc/Forfeiture-Assets-Fed.	541,729.95	-	210,513.41	101.30	331,317.84
320	Constable Pct. 2 F/A	2,778.50	-	468.68	0.46	2,310.28
335	DA Asset Forfeiture-State	515,283.34	562.82	40,705.75	94.48	475,234.89

Prosperity Bank
Money Market Accounts

355	FBC Co.Child Abuse Prev.	8,377.97	41.96	1.77	1.61	8,419.77
732	2007 Facilities Constr.Bonds	4,897,732.71	-	174,919.79	936.33	4,723,749.25
810	Toll Road Operations	38,602,853.22	3,111,391.30	699,096.91	7,709.60	41,022,857.21
896	On Site Wastewater	764.24	450.00	0.24	0.20	1,214.20
898	Consolidated Court Cost	65,685.61	295,289.81	72,270.21	27.92	288,733.13
390	Child Protective Service IV-E	43,979.13	184,200.00	7,456.46	10.17	220,732.84
400	CDGB 2001	98,656.28	468,361.44	470,052.03	32.26	96,997.95
402	Hope 3 Program Sales	792.05	-	-	0.15	792.20
410	Child Support IVD Reimb.	197,433.82	2,422.23	1,699.00	38.00	198,195.05
415	Local Law Enf.Block Grant	78,726.03	-	7,604.61	14.46	71,135.88
440	Supervision	1,909,915.00	231,341.20	268,504.41	533.16	1,873,284.95
855	Work.Comp &Unempl. Ins.	983,921.92	1,518,790.86	78,691.80	433.58	2,424,454.56
205	Surface Water Supply Corp.	7,697.27	-	-	1.48	7,698.75
TREA	Treasurer's Account	1,597,686.86	3,466,012.09	5,055,972.59	19.06	7,745.42
INVE	FBC Investment Account	-	-	-	-	-
850M	Boon-Chapman Medical	13,368,591.52	-	1,699,379.96	3,539.11	11,672,750.67
850D	Boon-Chapman Dental	1,715,159.34	-	116,487.97	468.56	1,599,139.93
850	Employee Benefits	2,896,584.92	3,755,393.03	522,747.65	1,137.77	6,130,368.07
882	Boon-Chapman 125	145,543.30	40,841.16	66,458.39	37.23	119,963.30
884	Fee Officer's Account	1,995,388.61	1,750,504.05	1,523,665.89	-	2,222,226.77
912	JP Credit Card Processing	70,055.50	195,181.79	164,964.90	16.29	100,288.68
908	EMS Credit Card Processing	7,771.59	5,798.74	8,071.59	0.92	5,499.66
600/605	Debt Service Account	24,903,043.40	8,578,247.44	71,316.73	5,817.58	33,415,791.69
726	Oyster Creek	40,214.21	-	-	7.71	40,221.92
728	Flood Control Water Supply	2,293,935.81	-	272,717.51	575.58	2,021,793.88
GAS	FBC Fuel Account (Susser)	2.22	484,780.48	484,782.70	3.32	3.32
734	2009 Justice Center Const.Bnds	575,661.93	-	5,065.10	161.13	570,757.96
332	Fire Marshal St. Ass't. Forfeiture	648.07	-	-	0.18	648.25
736	Mobiliby Proj.Const.Bnds 2009	-	-	-	-	-
JPEF	JP #4 E-Filing	106.02	14.00	118.02	-	2.00
DACC	D A Credit Card Processing	2,251.17	10,692.15	8,467.68	0.99	4,476.63
PTCC	Public Transportation Credit Cards	211.96	1,144.06	554.72	0.07	801.37
CSCC	CSCD Credit Card	35,259.00	43,076.13	40,681.95	7.64	37,660.82

Prosperity Bank
Money Market Accounts

LBCC	Library Credit Card	-	-	-	-	-
815	Grand Pkwy Toll Road Ops	-	-	-	-	-
145	Emergency Svc Dist 100	1,131,763.43	197,777.75	-	337.59	1,329,878.77
SOCC	Sheriffs Inmate Credit Card	58,189.82	44,183.00	43,412.85	13.12	58,973.09
130	Assistant Dist Number 1	1,233,821.70	270,735.28	-	403.43	1,504,960.41
	Assistant Dist Number 2	174,329.10	55,725.44	-	60.68	230,115.22
	Assistant Dist Number 4	41,976.58	4,286.23	-	12.69	46,275.50
	Assistant Dist Number 5	20,862.54	1,790.49	-	6.23	22,659.26
800S	Sr. Lien Toll Rd Rev Bonds 2012	22,251,083.48	-	-	6,247.37	22,257,330.85
805	Grand Pkwy Toll RD Rev Bond	94,884,293.68	-	799.57	18,196.82	94,901,690.93
738	Mobility Projects Bond 2012	41,057,284.79	143,653.35	1,923,206.26	11,333.31	39,289,065.19
206	Industrial Development Corp	266,266.62	-	-	74.76	266,341.38
	Total	374,619,229.99	83,908,834.42	40,472,984.13	125,692.45	418,180,772.73