

**AGENDA ITEM**

ARF-30766  
REGULAR SESSION AGENDA  
Meeting Date: 05/22/2018  
TITLE: April 2018 Treasurer's Monthly Report  
Submitted By: Maria Segura, Treasurer  
Originals for signature: Yes Require Form 1295:  
Date Approved by County Attorney: NA County Attorney Initials:

AGENDA ITEM 20A  
Consent  
COUNTY JUDGE  
Treasurer RECEIVED  
MAY 03 2018

---

Information

**SUMMARY OF ITEM:**

Approve monthly report submitted by the County Treasurer for April 2018, and authorize advertisement of affidavit of the same, in accordance with Local Government Code 114.026.

**FUNDING SOURCE:**

Accounting Unit, Project or Grant Name;  
Account Name;

---

Attachments

Treasurer's Monthly Report  
CC Affidavit  
CC Order

---

*Signed Nola report  
- signed affidavit*

ORDER APPROVING TREASURER'S MONTHLY REPORT

On the 22nd day of May, 2018 the Commissioners Court of Fort Bend County met in regular session. Upon motion by Commissioner Meyers, and seconded by Commissioner Morales, the Commissioners Court approved and entered this order.


In compliance with Texas Local Government Code §114.026, the Commissioners Court have compared and examined the treasurer's report for the term of April 2018 and have determined that the report is correct. The court hereby approves the report and directs the clerk to enter the order in the minutes of the Court.

This order incorporates the treasurer's report for the term herein above stated (a copy of which report is attached hereto) as though fully expressed herein, said report separately stating the amount received and paid from each fund since the county treasurer's preceding report and any balance remaining in the treasurer's custody.

Further, the affidavits are approved and this Court orders that the same be published once in the newspaper or, on the county's Internet website.

Approved this 22nd day of May, 2018.

By:



Robert E. Hebert,  
Fort Bend County Judge

§114.026. COUNTY TREASURER'S REPORT TO COMMISSIONERS COURT AT REGULAR TERM.

(a) At each regular term of the commissioner's court, the county treasurer shall make a detailed report of:

- (1) money received and disbursed;
- (2) debts due to and owed by the county; and
- (3) all other proceedings in the treasurer's office.

(b) At each regular term of the commissioner's court, the county treasurer shall exhibit the books and accounts of the treasurer's office for the inspection of the court and shall submit the vouchers relating to the books and accounts for audit and approval.

(c) After the commissioner's court has compared and examined the treasurer's report and has determined that the report is correct, the court shall enter an order in its minutes approving the report. The order must separately state the amount received and paid from each fund since the county treasurer's preceding report and any balance remaining in the treasurer's custody. The court shall properly credit the treasurer's accounts.

(d) Before the adjournment of each regular term of the commissioner's court, the county judge and each county commissioner shall give an affidavit stating that the requirements of Subsection (c) have been met at that term. The affidavit must state the amount of the cash and other assets that are in the custody of the county treasurer at the time of the examination. The affidavits must be filed with the county clerk and must be recorded in the minutes of the court for the term in which the affidavits are filed. The affidavits must be published once in a newspaper published in the county if there is such a newspaper or, if the county has an Internet website, on the county's website.

FORT BEND COUNTY TREASURER'S MONTHLY REPORT  
CASH AND INVESTMENT ACTIVITY  
April 30, 2018

FUND	DESCRIPTION	BEGINNING BALANCE	DEPOSITS	WITH-DRAWALS	ENDING BALANCE	INVESTMENTS	TREASURER'S TOTAL ENDING BALANCE
100	General Operating	179,124,474.94	31,394,366.30	46,569,284.42	163,949,556.82	13,022,567.52	176,972,124.34
150	Juvenile Operations	11,214,300.80	239,233.55	1,626,805.13	9,826,729.22	-	9,826,729.22
155	Road & Bridge	18,650,751.61	1,251,545.10	2,332,303.08	17,569,993.63	53,503.01	17,623,496.64
160	Drainage District	15,739,298.16	558,535.91	1,558,003.27	14,739,830.80	739,381.27	15,479,212.07
165	Lateral Road	1,004,838.87	1,715.85	-	1,006,554.72	-	1,006,554.72
170	Statue Restoration	4,391.97	7.50	-	4,399.47	-	4,399.47
175	City Water Assistance	24,029.46	41.03	-	24,070.49	-	24,070.49
185	Entex Contributions	4.47	0.01	-	4.48	-	4.48
190	H L & P Assistance	107,143.61	320.93	3,185.11	104,279.43	-	104,279.43
195	County Law Library	1,228,005.11	36,937.89	30,677.69	1,234,265.31	-	1,234,265.31
200	Law Enforcement Academy	515,223.67	44,533.55	27,488.28	532,268.94	-	532,268.94
360	Law Enforcement Training	226,681.81	863.22	24,942.24	202,602.79	-	202,602.79
215	Library Donations	141,130.57	9,059.63	5,510.86	144,679.34	-	144,679.34
225	FBC Asset Forfei.Task-State	902,909.13	26,286.95	13,560.38	915,635.70	-	915,635.70
235	Probate Court Training	107,521.37	994.40	-	108,515.77	-	108,515.77
245	Alert Program-Juvenile	52,621.58	144.87	-	52,766.45	-	52,766.45
255	D A Asset Forfeiture-Fed.	52.77	0.09	-	52.86	-	52.86
265	Gus George Memorial	4,786.75	8.17	-	4,794.92	-	4,794.92
275	D A Special Fund Run	18,238.49	31.14	-	18,269.63	-	18,269.63
280	Co.Atty.Supplemental Salary	214,894.95	362.36	6,400.90	208,856.41	-	208,856.41

FORT BEND COUNTY TREASURER'S MONTHLY REPORT  
CASH AND INVESTMENT ACTIVITY  
April 30, 2018

290	VIT Interest (Tax Coll)	37,421.99	4,625.77	6,979.00	35,068.76	-	35,068.76
300	FBC Elections	650,870.95	37,789.61	69,744.63	618,915.93	-	618,915.93
305	FBC Asset Forfeic.Task-Fed.	27,071.38	57,530.59	2,580.68	82,021.29	-	82,021.29
310	Sheriff Ofc/Forfei.Assets-St.	493,470.67	4,686.05	33,821.12	464,335.60	-	464,335.60
315	Sheriff Ofc/Forfei.Assets-Fed.	385,161.19	51,102.60	1,350.00	434,913.79	-	434,913.79
320	Constable Pct. 2 F/A	22.91	0.04	-	22.95	-	22.95
322	Constable Pct 3 F/A	955.16	1.63	-	956.79	-	956.79
324	Constable Pct 1 F/A	1,197.19	2.04	-	1,199.23	-	1,199.23
335	DA Asset Forfeit.-State	249,118.62	418.50	10,086.03	239,451.09	-	239,451.09
810	Toll Road Operations	9,905,404.20	4,611,474.29	2,160,293.25	12,356,585.24	24,461,436.35	36,818,021.59
390	Child Protective Service IV-E	26,646.53	301.20	26,257.89	689.84	-	689.84
402	Hope 3 Program Sales	5,579.30	9.53	-	5,588.83	-	5,588.83
410	Child Support IVD Reimb.	273,673.45	2,059.99	-	275,733.44	-	275,733.44
415	Local Law Enf.Block Grant	13,699.86	23.39	-	13,723.25	-	13,723.25
440	Supervision	2,967,825.98	285,231.37	604,290.30	2,648,767.05	-	2,648,767.05
205	Surface Water Supply Corp.	7,937.71	13.55	-	7,951.26	-	7,951.26
TREA	Treasurer's Account	9,684,764.14	4,143,750.80	13,546,589.78	281,925.16	-	281,925.16
INVE	FBC Investment Account	-	6,022,500.00	6,022,500.00	-	-	-
850M	Boon-Chapman Medical	2,415,790.67	2,002,661.28	2,470,043.93	1,948,408.02	-	1,948,408.02
850D	Boon-Chapman Dental	972,268.78	1,522.81	164,261.56	809,530.03	-	809,530.03
882	Boon-Chapman 125	105,466.13	61,713.26	58,614.10	108,565.29	-	108,565.29

FORT BEND COUNTY TREASURER'S MONTHLY REPORT  
CASH AND INVESTMENT ACTIVITY  
April 30, 2018

884	Fee Officer's Account	1,677,122.18	2,211,651.64	1,889,084.06	1,999,689.76	1,000,000.00	2,999,689.76
912	JP Credit Card Processing	97,908.97	306,895.46	369,504.31	35,300.12		35,300.12
908	EMS Credit Card Processing	18,614.32	21,403.58	19,301.92	20,715.98	-	20,715.98
600/605	Debt Service Account	14,998,864.49	583,828.57	77,950.28	15,504,742.78	-	15,504,742.78
GAS	FBC Fuel Account (Susser)	7.58	421,802.45	421,752.67	57.36	-	57.36
332	Fire Marshal St. Ass't. Forfeiture	669.41	1.14	-	670.55	-	670.55
JP04	JP #4 E-Filing	1,648.05	6,912.23	6,685.55	1,874.73	-	1,874.73
DACC	D A Credit Card Processing	2.49	1,035.23	796.05	241.67	-	241.67
PTCC	Public Transportation Credit Cards	265.39	2,291.71	1,926.57	630.53	-	630.53
CSCD	CSCD Credit Card Account	123,129.31	122,072.72	138,895.86	106,306.17	-	106,306.17
LBCC	Library Credit Card	1,157.53	10,493.45	10,023.97	1,627.01		1,627.01
JUCC	Juvenile Credit Card	418.98	2,529.02	2,616.78	331.22		331.22
815	Grand Pkwy Toll Road Ops	3,968,212.95	4,952,005.62	3,160,385.29	5,759,833.28	4,615,329.93	10,375,163.21
145	Emergency Svc Dist 100	5,130,337.60	483,192.53	-	5,613,530.13	941,752.85	6,555,282.98
130	Assistance Dist Number 1	19,139,565.40	312,422.11	1,500.00	19,450,487.51	87,033.33	19,537,520.84
131	Assistant District Number 2	1,432,095.30	101,863.28	1,100.00	1,532,858.58		1,532,858.58
133	Assistant District Number 4	845,436.46	46,086.15	425.00	891,097.61		891,097.61
134	Assistant District Number 5	152,199.40	3,829.82	425.00	155,604.22		155,604.22
135	Assistant District Number 6	2,479,622.39	91,817.96	10,435.66	2,561,004.69		2,561,004.69
136	Assistant District Number 7	128,125.57	35,143.49	72,788.76	90,480.30		90,480.30
137	Assistant District Number 8	11,086.55	1,450.09	-	12,536.64		12,536.64

FORT BEND COUNTY TREASURER'S MONTHLY REPORT  
 CASH AND INVESTMENT ACTIVITY  
 April 30, 2018

138	Assistant District Number 9	234,930.35	42,934.16	3,400.00	274,464.51		274,464.51
139	Assistant District Number 10	-	-	-	-		-
140	Assistant District Number 11	-	-	-	-		-
805	Grand Pkwy Toll Rd Rev Bond	2,872,056.27	4,742.37	109,180.17	2,767,618.47		2,767,618.47
206	Industrial Development Corp.	98,058.09	166.55	3,145.00	95,079.64		95,079.64
CCCS	Non Fee Officer CC Clearing Acct	51,917.05	41,538.42	51,917.05	41,538.42		41,538.42
802	Sr. Lien Toll Rd Rev Bonds 2016	21,390,154.72	36,131.96	1,120,960.67	20,305,326.01		20,305,326.01
JPMT	Juror Payments	20,028.12	26.47	9,389.90	10,664.69		10,664.69
	Engineering Permitting E-Check	1,472.10	663.10	2.10	2,133.10		2,133.10
207	FBC Historical Commission	1,445.58	2.35	254.09	1,193.84		1,193.84
208	East FBC Development	-	-	-	-		-
742	Facilities Bonds 2016	8,146,705.53	13,303.59	1,780,214.22	6,379,794.90	226,582.44	6,606,377.34
744	Mobility Bonds 2016	3,369,974.37	6,031,706.39	4,109,214.18	5,292,466.58	6,188,839.46	11,481,306.04
748	Mobility Bonds 2017	3,817,816.64	6,519.26	-	3,824,335.90		3,824,335.90
750	Mission Bend/Four Corners	10,697,956.83	18,001.10	223,724.85	10,492,233.08		10,492,233.08
JE11	JP 1-1 E-Filing	183.87	2,920.02	2,548.12	555.77		555.77
JE12	JP 1-2 E-Filing	1.47	4,248.56	3,342.47	907.56		907.56
JE02	JP 2 E-Filing	2,196.28	8,284.86	9,066.53	1,414.61		1,414.61
JE03	JP 3 E-Filing	1,768.85	8,977.28	7,397.60	3,348.53		3,348.53
752	FBC Westpark Extension	13,158,893.58	462,222.04	2,219,142.22	11,401,973.40		11,401,973.40
758	2018 Mobility Projects	60,159,689.39	102,728.04	-	60,262,417.43		60,262,417.43

FORT BEND COUNTY TREASURER'S MONTHLY REPORT  
CASH AND INVESTMENT ACTIVITY  
April 30, 2018

<b>Total</b>	<b>431,737,386.31</b>	<b>67,356,251.52</b>	<b>93,214,070.53</b>	<b>405,879,567.30</b>	<b>51,336,426.16</b>	<b>457,215,993.46</b>
--------------	-----------------------	----------------------	----------------------	-----------------------	----------------------	-----------------------





**AFFIDAVIT**

} **State of Texas**  
} **County of Fort Bend**


**The members of Commissioners Court of Fort Bend County state as follows:**


**The requirements of Subsection (c) of Texas Local Government Code, § 114.026 have been met for the term of April 2018. The amount of cash and other assets in the custody of the County Treasurer at the time of examination are: Cash, \$405,879,567.30 and other assets (Investments and Pools) \$51,336,426.16.**

  
\_\_\_\_\_  
**Robert E. Hebert, County Judge**


  
\_\_\_\_\_  
**Vincent Morales, Commissioner, Precinct 1**


  
\_\_\_\_\_  
**Grady Prestage, Commissioner, Precinct 2**

  
\_\_\_\_\_  
**W. A. "Andy" Meyers, Commissioner, Precinct 3**

  
\_\_\_\_\_  
**James Patterson, Commissioner, Precinct 4**

**ATTEST:**

  
\_\_\_\_\_  
**Laura Richard, County Clerk**



**Date:** 05-22-2018