

Investment Report

Ft. Bend County

07/01/15 - 07/31/15

This report summarizes the investment position of Ft. Bend County for the period 07/01/15 to 07/31/15.

	06/30/15	07/31/15
Book Value	290,953,214.83	276,693,361.56
Market Value	290,953,214.83	276,693,361.56
Par Value	290,953,214.83	276,693,361.56
Change in Market Value		-0.00
Weighted Average Maturity (in Days)	1	1
Weighted Average Yield-to-Maturity of Portfolio	0.4991%	0.4991%
Yield-to-Maturity of	0.0000%	0.0000%
Accrued Interest		0.00

This report is presented in accordance with the Texas Government Code Title 10 Section 2256.023. The below signed hereby certify that, to the best of their knowledge on the date this report was created, Ft. Bend County is in compliance with the provisions of Government Code 2256 and with the stated policies and strategies of Ft. Bend County.



Director of Finance & Investments

November 2, 2015



County Treasurer

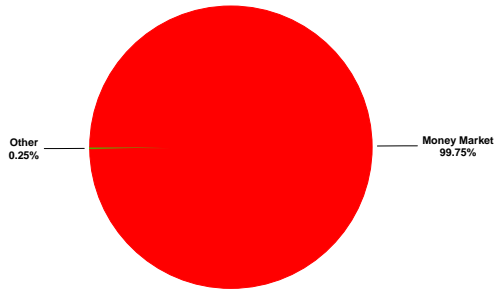
November 2, 2015

Investment Report

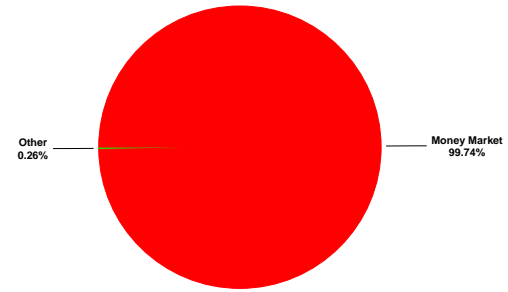
Ft. Bend County

07/01/15 - 07/31/15

Portfolio Composition - 06/30/15



Portfolio Composition - 07/31/15




Maturity Aging - 06/30/15 vs 07/31/15



■ Previous Period ■ Current Period

Portfolio Performance - 07/01/15 to 07/31/15



— Portfolio — Series2

GASB 31 Compliance
Ft. Bend County
Effective Interest - Actual Life
Receipts in Period
07/01/15 - 07/31/15

CUSIP	Invest Number	Security Description	Purchase Date	Sale Date	Valuation Method	Yield Earned	Price Source 07/01/15	Beginning Unit Price	Par Value On 07/01/15	Reported Value 07/01/15	Purchase Cost	Sales Proceeds	Ending Unit Price	Par Value On 07/31/15	Price Source 07/31/15	Reported Value 07/31/15	Change in Fair Value	Interest	Net Investment Income
Prosperity-Money Market Accts.	AR-0009	Money Market	11/30/03	Open	Fair Value	0.4263	Manual	1.000000	290,221,078.05	290,221,078.05	0.00	14,259,949.76	1.000000	275,961,128.29	Manual	275,961,128.29	0.00	104,901.38	104,901.38
MB02-MBIA General	AR-0015	State Pool	11/01/08	Open	Fair Value	0.1564	Manual	1.000000	282,628.35	282,628.35	0.00	-37.54	1.000000	282,665.89	Manual	282,665.89	0.00	37.54	37.54
MB03-MBIA Road & Bridge	AR-0016	State Pool	11/01/08	Open	Fair Value	0.1569	Manual	1.000000	60,562.68	60,562.68	0.00	-8.07	1.000000	60,570.75	Manual	60,570.75	0.00	8.07	8.07
MB04-MBIA Drainage	AR-0017	State Pool	11/01/08	Open	Fair Value	0.1557	Manual	1.000000	43,402.51	43,402.51	0.00	-5.74	1.000000	43,408.25	Manual	43,408.25	0.00	5.74	5.74
MB06-MBIA Toll Rd. Operations	AR-0019	State Pool	11/01/08	Open	Fair Value	0.1563	Manual	1.000000	290,703.17	290,703.17	0.00	-38.60	1.000000	290,741.77	Manual	290,741.77	0.00	38.60	38.60
MB08-MBIA Fld.Cont.(Big Crk)	AR-0021	State Pool	11/01/08	Open	Fair Value	0.1560	Manual	1.000000	45,422.31	45,422.31	0.00	-6.02	1.000000	45,428.33	Manual	45,428.33	0.00	6.02	6.02
TT00-TX TERM General	AR-0022	State Pool	11/01/08	Open	Fair Value	0.1050	Manual	1.000000	1,009.12	1,009.12	0.00	-0.09	1.000000	1,009.21	Manual	1,009.21	0.00	0.09	0.09
TT02-TX TERM Toll Rd. Operation	AR-0024	State Pool	11/01/08	Open	Fair Value	0.0934	Manual	1.000000	1,007.99	1,007.99	0.00	-0.08	1.000000	1,008.07	Manual	1,008.07	0.00	0.08	0.08
TT04-TX TERM Road & Bridge	AR-0026	State Pool	11/01/08	Open	Fair Value	0.0936	Manual	1.000000	1,006.15	1,006.15	0.00	-0.08	1.000000	1,006.23	Manual	1,006.23	0.00	0.08	0.08
TT05-TX TERM Drainage	AR-0027	State Pool	11/01/08	Open	Fair Value	0.1058	Manual	1.000000	333.80	333.80	0.00	-0.03	1.000000	333.83	Manual	333.83	0.00	0.03	0.03
LOG1-Logic- General	AR-0028	State Pool	11/10/08	Open	Fair Value	0.0467	Manual	1.000000	1,008.90	1,008.90	0.00	-0.04	1.000000	1,008.94	Manual	1,008.94	0.00	0.04	0.04
LOG2-Logic-Toll Rd.Operations	AR-0029	State Pool	11/10/08	Open	Fair Value	0.0464	Manual	1.000000	1,015.01	1,015.01	0.00	-0.04	1.000000	1,015.05	Manual	1,015.05	0.00	0.04	0.04
LOG3-Logic-Flood Control	AR-0030	State Pool	11/10/08	Open	Fair Value	0.0466	Manual	1.000000	1,010.19	1,010.19	0.00	-0.04	1.000000	1,010.23	Manual	1,010.23	0.00	0.04	0.04
LOG5-Logic-Drainage	AR-0032	State Pool	11/10/08	Open	Fair Value	0.0467	Manual	1.000000	1,008.68	1,008.68	0.00	-0.04	1.000000	1,008.72	Manual	1,008.72	0.00	0.04	0.04
LOG8-Logic-Road & Bridge	AR-0035	State Pool	11/10/08	Open	Fair Value	0.0467	Manual	1.000000	1,009.10	1,009.10	0.00	-0.04	1.000000	1,009.14	Manual	1,009.14	0.00	0.04	0.04
LOG9-Logic-Employee Benefits	AR-0036	State Pool	02/12/09	Open	Fair Value	0.0467	Manual	1.000000	1,008.82	1,008.82	0.00	-0.04	1.000000	1,008.86	Manual	1,008.86	0.00	0.04	0.04
Investment Total						<u>0.4256</u>		<u>1.000000</u>	<u>290,953,214.83</u>	<u>290,953,214.83</u>	<u>0.00</u>	<u>14,259,853.27</u>	<u>1.000000</u>	<u>276,693,361.56</u>		<u>276,693,361.56</u>	<u>0.00</u>	<u>104,997.87</u>	<u>104,997.87</u>

Portfolio Position
Ft. Bend County
Effective Interest - Actual Life
Receipts in Period
07/01/15 - 07/31/15

4

CUSIP	Invest Number	Security Description	Purchase Date	Call Date	Par Value On 07/01/15	Par Value On 07/31/15	Market Val On 07/01/15	Market Val On 07/31/15	Purchase Cost	Sales Proceeds	Original Princ/Cost	Amor Value On 07/01/15	Amor Value On 07/31/15
810 - FBC Toll Road Operations													
State Pool													
TT02-TX TERM Toll Rd. Operation	AR-0024	State Pool	11/01/08	Open	0.00	0.00	0.00	0.00	0.00	0.00	0.00	0.00	0.00
State Pool Total					0.00	0.00	0.00	0.00	0.00	0.00	0.00	0.00	0.00
810 - FBC Toll Road Operations Total					0.00	0.00	0.00	0.00	0.00	0.00	0.00	0.00	0.00
728 - FBFCWSC BIG CREEK													
State Pool													
MB08-MBIA Fld.Cont.(Big Crk)	AR-0021	State Pool	11/01/08	Open	0.00	0.00	0.00	0.00	0.00	0.00	0.00	0.00	0.00
State Pool Total					0.00	0.00	0.00	0.00	0.00	0.00	0.00	0.00	0.00
728 - FBFCWSC BIG CREEK Total					0.00	0.00	0.00	0.00	0.00	0.00	0.00	0.00	0.00
LOG5 - LOGIC DRAINAGE													
State Pool													
LOG5-Logic-Drainage	AR-0032	State Pool	11/10/08	Open	1,008.68	1,008.72	1,008.68	1,008.72	0.00	0.00	500,000.00	1,008.68	1,008.72
State Pool Total					1,008.68	1,008.72	1,008.68	1,008.72	0.00	0.00	500,000.00	1,008.68	1,008.72
LOG5 - LOGIC DRAINAGE Total					1,008.68	1,008.72	1,008.68	1,008.72	0.00	0.00	500,000.00	1,008.68	1,008.72
LOG9 - LOGIC EMPLOYEE BENEFITS													
State Pool													
LOG9-Logic-Employee Benefits	AR-0036	State Pool	02/12/09	Open	1,008.82	1,008.86	1,008.82	1,008.86	0.00	0.00	2,000,000.00	1,008.82	1,008.86
State Pool Total					1,008.82	1,008.86	1,008.82	1,008.86	0.00	0.00	2,000,000.00	1,008.82	1,008.86
LOG9 - LOGIC EMPLOYEE BENEFITS Total					1,008.82	1,008.86	1,008.82	1,008.86	0.00	0.00	2,000,000.00	1,008.82	1,008.86
LOG3 - LOGIC FLOOD CONT-BIG CREEK													
State Pool													
LOG3-Logic-Flood Control	AR-0030	State Pool	11/10/08	Open	1,010.19	1,010.23	1,010.19	1,010.23	0.00	0.00	3,000,000.00	1,010.19	1,010.23
State Pool Total					1,010.19	1,010.23	1,010.19	1,010.23	0.00	0.00	3,000,000.00	1,010.19	1,010.23
LOG3 - LOGIC FLOOD CONT-BIG CREEK Total					1,010.19	1,010.23	1,010.19	1,010.23	0.00	0.00	3,000,000.00	1,010.19	1,010.23
LOG1 - LOGIC GENERAL													
State Pool													
LOG1-Logic-General	AR-0028	State Pool	11/10/08	Open	1,008.90	1,008.94	1,008.90	1,008.94	0.00	0.00	10,000,000.00	1,008.90	1,008.94
State Pool Total					1,008.90	1,008.94	1,008.90	1,008.94	0.00	0.00	10,000,000.00	1,008.90	1,008.94
LOG1 - LOGIC GENERAL Total					1,008.90	1,008.94	1,008.90	1,008.94	0.00	0.00	10,000,000.00	1,008.90	1,008.94
LOG8 - LOGIC ROAD & BRIDGE													
State Pool													
LOG8-Logic-Road & Bridge	AR-0035	State Pool	11/10/08	Open	1,009.10	1,009.14	1,009.10	1,009.14	0.00	0.00	1,000,000.00	1,009.10	1,009.14
State Pool Total					1,009.10	1,009.14	1,009.10	1,009.14	0.00	0.00	1,000,000.00	1,009.10	1,009.14
LOG8 - LOGIC ROAD & BRIDGE Total					1,009.10	1,009.14	1,009.10	1,009.14	0.00	0.00	1,000,000.00	1,009.10	1,009.14
LOG2 - LOGIC TOLL OPERATIONS													
State Pool													
LOG2-Logic-Toll Rd.Operations	AR-0029	State Pool	11/10/08	Open	1,015.01	1,015.05	1,015.01	1,015.05	0.00	0.00	2,000,000.00	1,015.01	1,015.05
State Pool Total					1,015.01	1,015.05	1,015.01	1,015.05	0.00	0.00	2,000,000.00	1,015.01	1,015.05
LOG2 - LOGIC TOLL OPERATIONS Total					1,015.01	1,015.05	1,015.01	1,015.05	0.00	0.00	2,000,000.00	1,015.01	1,015.05
MB04 - MBIA DRAINAGE													
State Pool													
MB04-MBIA Drainage	AR-0017	State Pool	11/01/08	Open	43,402.51	43,408.25	43,402.51	43,408.25	0.00	0.00	1,267,218.21	43,402.51	43,408.25
State Pool Total					43,402.51	43,408.25	43,402.51	43,408.25	0.00	0.00	1,267,218.21	43,402.51	43,408.25
MB04 - MBIA DRAINAGE Total					43,402.51	43,408.25	43,402.51	43,408.25	0.00	0.00	1,267,218.21	43,402.51	43,408.25
MB08 - MBIA FLOOD CONT.-BIG CREEK													
State Pool													

Portfolio Position
Ft. Bend County
Effective Interest - Actual Life
Receipts in Period
07/01/15 - 07/31/15

5

CUSIP	Invest Number	Security Description	Purchase Date	Call Date	Par Value On 07/01/15	Par Value On 07/31/15	Market Val On 07/01/15	Market Val On 07/31/15	Purchase Cost	Sales Proceeds	Original Princ/Cost	Amor Value On 07/01/15	Amor Value On 07/31/15
MB08-MBIA Fld.Cont.(Big Crk)	AR-0021	State Pool	11/01/08	Open	45,422.31	45,428.33	45,422.31	45,428.33	0.00	0.00	4,405,170.92	45,422.31	45,428.33
State Pool Total					<u>45,422.31</u>	<u>45,428.33</u>	<u>45,422.31</u>	<u>45,428.33</u>	<u>0.00</u>	<u>0.00</u>	<u>4,405,170.92</u>	<u>45,422.31</u>	<u>45,428.33</u>
MB08 - MBIA FLOOD CONT.-BIG CREEK Total					<u>45,422.31</u>	<u>45,428.33</u>	<u>45,422.31</u>	<u>45,428.33</u>	<u>0.00</u>	<u>0.00</u>	<u>4,405,170.92</u>	<u>45,422.31</u>	<u>45,428.33</u>
MB02 - MBIA GENERAL													
State Pool													
MB02-MBIA General	AR-0015	State Pool	11/01/08	Open	282,628.35	282,665.89	282,628.35	282,665.89	0.00	0.00	17,374,917.83	282,628.35	282,665.89
State Pool Total					<u>282,628.35</u>	<u>282,665.89</u>	<u>282,628.35</u>	<u>282,665.89</u>	<u>0.00</u>	<u>0.00</u>	<u>17,374,917.83</u>	<u>282,628.35</u>	<u>282,665.89</u>
MB02 - MBIA GENERAL Total					<u>282,628.35</u>	<u>282,665.89</u>	<u>282,628.35</u>	<u>282,665.89</u>	<u>0.00</u>	<u>0.00</u>	<u>17,374,917.83</u>	<u>282,628.35</u>	<u>282,665.89</u>
MB03 - MBIA ROAD & BRIDGE													
State Pool													
MB03-MBIA Road & Bridge	AR-0016	State Pool	11/01/08	Open	60,562.68	60,570.75	60,562.68	60,570.75	0.00	0.00	2,856,438.24	60,562.68	60,570.75
State Pool Total					<u>60,562.68</u>	<u>60,570.75</u>	<u>60,562.68</u>	<u>60,570.75</u>	<u>0.00</u>	<u>0.00</u>	<u>2,856,438.24</u>	<u>60,562.68</u>	<u>60,570.75</u>
MB03 - MBIA ROAD & BRIDGE Total					<u>60,562.68</u>	<u>60,570.75</u>	<u>60,562.68</u>	<u>60,570.75</u>	<u>0.00</u>	<u>0.00</u>	<u>2,856,438.24</u>	<u>60,562.68</u>	<u>60,570.75</u>
MB06 - MBIA TOLL RD OPERATIONS													
State Pool													
MB06-MBIA Toll Rd. Operations	AR-0019	State Pool	11/01/08	Open	290,703.17	290,741.77	290,703.17	290,741.77	0.00	0.00	3,143,377.27	290,703.17	290,741.77
State Pool Total					<u>290,703.17</u>	<u>290,741.77</u>	<u>290,703.17</u>	<u>290,741.77</u>	<u>0.00</u>	<u>0.00</u>	<u>3,143,377.27</u>	<u>290,703.17</u>	<u>290,741.77</u>
MB06 - MBIA TOLL RD OPERATIONS Total					<u>290,703.17</u>	<u>290,741.77</u>	<u>290,703.17</u>	<u>290,741.77</u>	<u>0.00</u>	<u>0.00</u>	<u>3,143,377.27</u>	<u>290,703.17</u>	<u>290,741.77</u>
PROS - Prosperity Money Mkt. Accts.													
Money Market													
Prosperity-Money Market Accts.	AR-0009	Money Market	11/30/03	Open	290,221,078.05	275,961,128.29	290,221,078.05	275,961,128.29	0.00	0.00	12,505,577.66	290,221,078.05	275,961,128.29
Money Market Total					<u>290,221,078.05</u>	<u>275,961,128.29</u>	<u>290,221,078.05</u>	<u>275,961,128.29</u>	<u>0.00</u>	<u>0.00</u>	<u>12,505,577.66</u>	<u>290,221,078.05</u>	<u>275,961,128.29</u>
PROS - Prosperity Money Mkt. Accts. Total					<u>290,221,078.05</u>	<u>275,961,128.29</u>	<u>290,221,078.05</u>	<u>275,961,128.29</u>	<u>0.00</u>	<u>0.00</u>	<u>12,505,577.66</u>	<u>290,221,078.05</u>	<u>275,961,128.29</u>
TT05 - TEXAS TERM DRAINAGE													
State Pool													
TT05-TX TERM Drainage	AR-0027	State Pool	11/01/08	Open	333.80	333.83	333.80	333.83	0.00	0.00	109,774.61	333.80	333.83
State Pool Total					<u>333.80</u>	<u>333.83</u>	<u>333.80</u>	<u>333.83</u>	<u>0.00</u>	<u>0.00</u>	<u>109,774.61</u>	<u>333.80</u>	<u>333.83</u>
TT05 - TEXAS TERM DRAINAGE Total					<u>333.80</u>	<u>333.83</u>	<u>333.80</u>	<u>333.83</u>	<u>0.00</u>	<u>0.00</u>	<u>109,774.61</u>	<u>333.80</u>	<u>333.83</u>
TT00 - TEXAS TERM GENERAL													
State Pool													
TT00-TX TERM General	AR-0022	State Pool	11/01/08	Open	1,009.12	1,009.21	1,009.12	1,009.21	0.00	0.00	10,006,437.87	1,009.12	1,009.21
State Pool Total					<u>1,009.12</u>	<u>1,009.21</u>	<u>1,009.12</u>	<u>1,009.21</u>	<u>0.00</u>	<u>0.00</u>	<u>10,006,437.87</u>	<u>1,009.12</u>	<u>1,009.21</u>
TT00 - TEXAS TERM GENERAL Total					<u>1,009.12</u>	<u>1,009.21</u>	<u>1,009.12</u>	<u>1,009.21</u>	<u>0.00</u>	<u>0.00</u>	<u>10,006,437.87</u>	<u>1,009.12</u>	<u>1,009.21</u>
TT04 - TEXAS TERM ROAD & BRIDGE													
State Pool													
TT04-TX TERM Road & Bridge	AR-0026	State Pool	11/01/08	Open	1,006.15	1,006.23	1,006.15	1,006.23	0.00	0.00	10,463.28	1,006.15	1,006.23
State Pool Total					<u>1,006.15</u>	<u>1,006.23</u>	<u>1,006.15</u>	<u>1,006.23</u>	<u>0.00</u>	<u>0.00</u>	<u>10,463.28</u>	<u>1,006.15</u>	<u>1,006.23</u>
TT04 - TEXAS TERM ROAD & BRIDGE Total					<u>1,006.15</u>	<u>1,006.23</u>	<u>1,006.15</u>	<u>1,006.23</u>	<u>0.00</u>	<u>0.00</u>	<u>10,463.28</u>	<u>1,006.15</u>	<u>1,006.23</u>
TT02 - TEXAS TERM TOLL OPERATIONS													
State Pool													
TT02-TX TERM Toll Rd. Operation	AR-0024	State Pool	11/01/08	Open	1,007.99	1,008.07	1,007.99	1,008.07	0.00	0.00	0.00	1,007.99	1,008.07
State Pool Total					<u>1,007.99</u>	<u>1,008.07</u>	<u>1,007.99</u>	<u>1,008.07</u>	<u>0.00</u>	<u>0.00</u>	<u>0.00</u>	<u>1,007.99</u>	<u>1,008.07</u>
TT02 - TEXAS TERM TOLL OPERATIONS Total					<u>1,007.99</u>	<u>1,008.07</u>	<u>1,007.99</u>	<u>1,008.07</u>	<u>0.00</u>	<u>0.00</u>	<u>0.00</u>	<u>1,007.99</u>	<u>1,008.07</u>
Combined Port													
Money Market													
Prosperity-Money Market Accts.	AR-0009	Money Market	11/30/03	Open	290,221,078.05	275,961,128.29	290,221,078.05	275,961,128.29	0.00	0.00	12,505,577.66	290,221,078.05	275,961,128.29
Money Market Total					<u>290,221,078.05</u>	<u>275,961,128.29</u>	<u>290,221,078.05</u>	<u>275,961,128.29</u>	<u>0.00</u>	<u>0.00</u>	<u>12,505,577.66</u>	<u>290,221,078.05</u>	<u>275,961,128.29</u>

Portfolio Position
Ft. Bend County
 Effective Interest - Actual Life
 Receipts in Period
 07/01/15 - 07/31/15

6

CUSIP	Invest Number	Security Description	Purchase Date	Call Date	Par Value On 07/01/15	Par Value On 07/31/15	Market Val On 07/01/15	Market Val On 07/31/15	Purchase Cost	Sales Proceeds	Original Princ/Cost	Amor Value On 07/01/15	Amor Value On 07/31/15
State Pool													
	AR-0028	State Pool	11/10/08	Open	1,008.90	1,008.94	1,008.90	1,008.94	0.00	0.00	10,000,000.00	1,008.90	1,008.94
	AR-0029	State Pool	11/10/08	Open	1,015.01	1,015.05	1,015.01	1,015.05	0.00	0.00	2,000,000.00	1,015.01	1,015.05
	AR-0030	State Pool	11/10/08	Open	1,010.19	1,010.23	1,010.19	1,010.23	0.00	0.00	3,000,000.00	1,010.19	1,010.23
	AR-0032	State Pool	11/10/08	Open	1,008.68	1,008.72	1,008.68	1,008.72	0.00	0.00	500,000.00	1,008.68	1,008.72
	AR-0035	State Pool	11/10/08	Open	1,009.10	1,009.14	1,009.10	1,009.14	0.00	0.00	1,000,000.00	1,009.10	1,009.14
	AR-0036	State Pool	02/12/09	Open	1,008.82	1,008.86	1,008.82	1,008.86	0.00	0.00	2,000,000.00	1,008.82	1,008.86
	AR-0015	State Pool	11/01/08	Open	282,628.35	282,665.89	282,628.35	282,665.89	0.00	0.00	17,374,917.83	282,628.35	282,665.89
	AR-0016	State Pool	11/01/08	Open	60,562.68	60,570.75	60,562.68	60,570.75	0.00	0.00	2,856,438.24	60,562.68	60,570.75
	AR-0017	State Pool	11/01/08	Open	43,402.51	43,408.25	43,402.51	43,408.25	0.00	0.00	1,267,218.21	43,402.51	43,408.25
	AR-0019	State Pool	11/01/08	Open	290,703.17	290,741.77	290,703.17	290,741.77	0.00	0.00	3,143,377.27	290,703.17	290,741.77
	AR-0021	State Pool	11/01/08	Open	45,422.31	45,428.33	45,422.31	45,428.33	0.00	0.00	4,405,170.92	45,422.31	45,428.33
	AR-0022	State Pool	11/01/08	Open	1,009.12	1,009.21	1,009.12	1,009.21	0.00	0.00	10,006,437.87	1,009.12	1,009.21
	AR-0024	State Pool	11/01/08	Open	1,007.99	1,008.07	1,007.99	1,008.07	0.00	0.00	0.00	1,007.99	1,008.07
	AR-0026	State Pool	11/01/08	Open	1,006.15	1,006.23	1,006.15	1,006.23	0.00	0.00	10,463.28	1,006.15	1,006.23
	AR-0027	State Pool	11/01/08	Open	333.80	333.83	333.80	333.83	0.00	0.00	109,774.61	333.80	333.83
	State Pool Total				<u>732,136.78</u>	<u>732,233.27</u>	<u>732,136.78</u>	<u>732,233.27</u>	<u>0.00</u>	<u>0.00</u>	<u>57,673,798.23</u>	<u>732,136.78</u>	<u>732,233.27</u>
	Combined Port Total				<u>290,953,214.83</u>	<u>276,693,361.56</u>	<u>290,953,214.83</u>	<u>276,693,361.56</u>	<u>0.00</u>	<u>0.00</u>	<u>70,179,375.89</u>	<u>290,953,214.83</u>	<u>276,693,361.56</u>

Maturity Aging
Ft. Bend County
 Effective Interest - Actual Life
 Receipts in Period
 07/31/15

CUSIP	Invest Number	Security Description	Purchase Date	Days to Maturity	Yield Matur	
0 - 30 Days						
	LOG1-Logic- General	AR-0028	State Pool	11/10/08	1	0.1265
	LOG2-Logic-Toll Rd.Operations	AR-0029	State Pool	11/10/08	1	0.1265
	LOG3-Logic-Flood Control	AR-0030	State Pool	11/10/08	1	0.1265
	LOG5-Logic-Drainage	AR-0032	State Pool	11/10/08	1	0.1265
	LOG8-Logic-Road & Bridge	AR-0035	State Pool	11/10/08	1	0.1265
	LOG9-Logic-Employee Benefits	AR-0036	State Pool	02/12/09	1	0.1265
	MB02-MBIA General	AR-0015	State Pool	11/01/08	1	0.1600
	MB03-MBIA Road & Bridge	AR-0016	State Pool	11/01/08	1	0.1600
	MB04-MBIA Drainage	AR-0017	State Pool	11/01/08	1	0.1600
	MB06-MBIA Toll Rd. Operations	AR-0019	State Pool	11/01/08	1	0.1600
	MB08-MBIA Fld.Cont.(Big Crk)	AR-0021	State Pool	11/01/08	1	0.1600
	Prosperity-Money Market Accts.	AR-0009	Money Market	11/30/03	1	0.5000
	TT00-TX TERM General	AR-0022	State Pool	11/01/08	1	0.1000
	TT02-TX TERM Toll Rd. Operation	AR-0024	State Pool	11/01/08	1	0.1000
	TT04-TX TERM Road & Bridge	AR-0026	State Pool	11/01/08	1	0.1000
	TT05-TX TERM Drainage	AR-0027	State Pool	11/01/08	<u>1</u>	<u>0.1000</u>
	0 - 30 Days Total				<u>1</u>	<u>0.4991</u>
	Investment Total				<u>1</u>	<u>0.4991</u>

Activity Statement
Ft. Bend County
 Effective Interest - Actual Life
 Receipts in Period
 07/01/15 - 07/31/15

Purchase Date	Sale Date	CUSIP	Invest Number	Security Description	Amor Value On 07/01/15	Changes In Principal	Purchase Cost	Sales Proceeds	Purchased Interest	Int/Div Rec In the Perd	Amor Value On 07/31/15
Money Market											
11/30/03	Open	Prosperity-Money Market Accts.	AR-0009	Money Market	290,221,078.05	-14,259,949.76	0.00	0.00	0.00	104,901.38	275,961,128.29
Money Market Total					<u>290,221,078.05</u>	<u>-14,259,949.76</u>	<u>0.00</u>	<u>0.00</u>	<u>0.00</u>	<u>104,901.38</u>	<u>275,961,128.29</u>
State Pool											
11/01/08	Open	MB02-MBIA General	AR-0015	State Pool	282,628.35	37.54	0.00	0.00	0.00	37.54	282,665.89
11/01/08	Open	MB03-MBIA Road & Bridge	AR-0016	State Pool	60,562.68	8.07	0.00	0.00	0.00	8.07	60,570.75
11/01/08	Open	MB04-MBIA Drainage	AR-0017	State Pool	43,402.51	5.74	0.00	0.00	0.00	5.74	43,408.25
11/01/08	Open	MB06-MBIA Toll Rd. Operations	AR-0019	State Pool	290,703.17	38.60	0.00	0.00	0.00	38.60	290,741.77
11/01/08	Open	MB08-MBIA Fld.Cont.(Big Crk)	AR-0021	State Pool	45,422.31	6.02	0.00	0.00	0.00	6.02	45,428.33
11/01/08	Open	TT00-TX TERM General	AR-0022	State Pool	1,009.12	0.09	0.00	0.00	0.00	0.09	1,009.21
11/01/08	Open	TT02-TX TERM Toll Rd. Operation	AR-0024	State Pool	1,007.99	0.08	0.00	0.00	0.00	0.08	1,008.07
11/01/08	Open	TT04-TX TERM Road & Bridge	AR-0026	State Pool	1,006.15	0.08	0.00	0.00	0.00	0.08	1,006.23
11/01/08	Open	TT05-TX TERM Drainage	AR-0027	State Pool	333.80	0.03	0.00	0.00	0.00	0.03	333.83
11/10/08	Open	LOG1-Logic- General	AR-0028	State Pool	1,008.90	0.04	0.00	0.00	0.00	0.04	1,008.94
11/10/08	Open	LOG2-Logic-Toll Rd.Operations	AR-0029	State Pool	1,015.01	0.04	0.00	0.00	0.00	0.04	1,015.05
11/10/08	Open	LOG3-Logic-Flood Control	AR-0030	State Pool	1,010.19	0.04	0.00	0.00	0.00	0.04	1,010.23
11/10/08	Open	LOG5-Logic-Drainage	AR-0032	State Pool	1,008.68	0.04	0.00	0.00	0.00	0.04	1,008.72
11/10/08	Open	LOG8-Logic-Road & Bridge	AR-0035	State Pool	1,009.10	0.04	0.00	0.00	0.00	0.04	1,009.14
02/12/09	Open	LOG9-Logic-Employee Benefits	AR-0036	State Pool	1,008.82	0.04	0.00	0.00	0.00	0.04	1,008.86
State Pool Total					<u>732,136.78</u>	<u>96.49</u>	<u>0.00</u>	<u>0.00</u>	<u>0.00</u>	<u>96.49</u>	<u>732,233.27</u>
Investment Total					<u>290,953,214.83</u>	<u>-14,259,853.27</u>	<u>0.00</u>	<u>0.00</u>	<u>0.00</u>	<u>104,997.87</u>	<u>276,693,361.56</u>

Interest Accrual
Ft. Bend County
Effective Interest - Actual Life
Receipts in Period
07/01/15 - 07/31/15

CUSIP	Invest Number	Security Description	Purchase Date	Sale Date	Yield Earned	Ending Par Val/Shares	Ending Amor Val/Cost	Purchased Interest	Int/Div Rec In the Perd	Int/Div Accrued In the Perd	PTD Purch Received	Int/Div Rec Purch/Date	Int/Div Accrued Purch/Date
Money Market													
Prosperity-Money Market Accts.	AR-0009	Money Market	11/30/03	Open	0.4263	275,961,128.29	275,961,128.29	0.00	104,901.38	0.00	0.00	22,788,536.61	0.00
Money Market Total					<u>0.4263</u>	<u>275,961,128.29</u>	<u>275,961,128.29</u>	<u>0.00</u>	<u>104,901.38</u>	<u>0.00</u>	<u>0.00</u>	<u>22,788,536.61</u>	<u>0.00</u>
State Pool													
MB02-MBIA General	AR-0015	State Pool	11/01/08	Open	0.1564	282,665.89	282,665.89	0.00	37.54	0.00	0.00	12,016.26	0.00
MB03-MBIA Road & Bridge	AR-0016	State Pool	11/01/08	Open	0.1569	60,570.75	60,570.75	0.00	8.07	0.00	0.00	1,309.90	0.00
MB04-MBIA Drainage	AR-0017	State Pool	11/01/08	Open	0.1557	43,408.25	43,408.25	0.00	5.74	0.00	0.00	736.16	0.00
MB06-MBIA Toll Rd. Operations	AR-0019	State Pool	11/01/08	Open	0.1563	290,741.77	290,741.77	0.00	38.60	0.00	0.00	6,678.57	0.00
MB08-MBIA Fld.Cont.(Big Crk)	AR-0021	State Pool	11/01/08	Open	0.1560	45,428.33	45,428.33	0.00	6.02	0.00	0.00	4,899.73	0.00
TT00-TX TERM General	AR-0022	State Pool	11/01/08	Open	0.1050	1,009.21	1,009.21	0.00	0.09	0.00	0.00	21,393.98	0.00
TT02-TX TERM Toll Rd. Operation	AR-0024	State Pool	11/01/08	Open	0.0934	1,008.07	1,008.07	0.00	0.08	0.00	0.00	17,937.97	0.00
TT04-TX TERM Road & Bridge	AR-0026	State Pool	11/01/08	Open	0.0936	1,006.23	1,006.23	0.00	0.08	0.00	0.00	8,213.51	0.00
TT05-TX TERM Drainage	AR-0027	State Pool	11/01/08	Open	0.1058	333.83	333.83	0.00	0.03	0.00	0.00	5,013.10	0.00
LOG1-Logic- General	AR-0028	State Pool	11/10/08	Open	0.0467	1,008.94	1,008.94	0.00	0.04	0.00	0.00	50,014.52	0.00
LOG2-Logic-Toll Rd.Operations	AR-0029	State Pool	11/10/08	Open	0.0464	1,015.05	1,015.05	0.00	0.04	0.00	0.00	62,346.13	0.00
LOG3-Logic-Flood Control	AR-0030	State Pool	11/10/08	Open	0.0466	1,010.23	1,010.23	0.00	0.04	0.00	0.00	15,036.25	0.00
LOG5-Logic-Drainage	AR-0032	State Pool	11/10/08	Open	0.0467	1,008.72	1,008.72	0.00	0.04	0.00	0.00	3,252.49	0.00
LOG8-Logic-Road & Bridge	AR-0035	State Pool	11/10/08	Open	0.0467	1,009.14	1,009.14	0.00	0.04	0.00	0.00	6,496.66	0.00
LOG9-Logic-Employee Benefits	AR-0036	State Pool	02/12/09	Open	0.0467	1,008.86	1,008.86	0.00	0.04	0.00	0.00	4,337.68	0.00
State Pool Total					<u>0.1552</u>	<u>732,233.27</u>	<u>732,233.27</u>	<u>0.00</u>	<u>96.49</u>	<u>0.00</u>	<u>0.00</u>	<u>219,682.91</u>	<u>0.00</u>
Investment Total					<u>0.4256</u>	<u>276,693,361.56</u>	<u>276,693,361.56</u>	<u>0.00</u>	<u>104,997.87</u>	<u>0.00</u>	<u>0.00</u>	<u>23,008,219.52</u>	<u>0.00</u>

Premium/Discount Amortization
Ft. Bend County
 Effective Interest - Actual Life
 Receipts in Period
 07/01/15 - 07/31/15

11

CUSIP	Invest Number	Security Description	Purchase Date	Amortiz Date	Yield Earned	Beginning Par Val/Shares	Beginning Unamor Val/Cost	Premium Discount	Ending Par Val/Shares	Ending Amor Val/Cost	Unamor Prem/Dscnt	Amortization In the Perd	Amortization Purch/Date
Money Market													
Prosperity-Money Market Accts.	AR-0009	Money Market	11/30/03	Open	0.4263	290,221,078.05	290,221,078.05	0.00	275,961,128.29	275,961,128.29	0.00	0.00	0.00
Money Market Total						<u>0.4263</u>	<u>290,221,078.05</u>	<u>0.00</u>	<u>275,961,128.29</u>	<u>275,961,128.29</u>	<u>0.00</u>	<u>0.00</u>	<u>0.00</u>
State Pool													
MB02-MBIA General	AR-0015	State Pool	11/01/08	Open	0.1564	282,628.35	282,628.35	0.00	282,665.89	282,665.89	0.00	0.00	0.00
MB03-MBIA Road & Bridge	AR-0016	State Pool	11/01/08	Open	0.1569	60,562.68	60,562.68	0.00	60,570.75	60,570.75	0.00	0.00	0.00
MB04-MBIA Drainage	AR-0017	State Pool	11/01/08	Open	0.1557	43,402.51	43,402.51	0.00	43,408.25	43,408.25	0.00	0.00	0.00
MB06-MBIA Toll Rd. Operations	AR-0019	State Pool	11/01/08	Open	0.1563	290,703.17	290,703.17	0.00	290,741.77	290,741.77	0.00	0.00	0.00
MB08-MBIA Fld.Cont.(Big Crk)	AR-0021	State Pool	11/01/08	Open	0.1560	45,422.31	45,422.31	0.00	45,428.33	45,428.33	0.00	0.00	0.00
TT00-TX TERM General	AR-0022	State Pool	11/01/08	Open	0.1050	1,009.12	1,009.12	0.00	1,009.21	1,009.21	0.00	0.00	0.00
TT02-TX TERM Toll Rd. Operation	AR-0024	State Pool	11/01/08	Open	0.0934	1,007.99	1,007.99	0.00	1,008.07	1,008.07	0.00	0.00	0.00
TT04-TX TERM Road & Bridge	AR-0026	State Pool	11/01/08	Open	0.0936	1,006.15	1,006.15	0.00	1,006.23	1,006.23	0.00	0.00	0.00
TT05-TX TERM Drainage	AR-0027	State Pool	11/01/08	Open	0.1058	333.80	333.80	0.00	333.83	333.83	0.00	0.00	0.00
LOG1-Logic- General	AR-0028	State Pool	11/10/08	Open	0.0467	1,008.90	1,008.90	0.00	1,008.94	1,008.94	0.00	0.00	0.00
LOG2-Logic-Toll Rd.Operations	AR-0029	State Pool	11/10/08	Open	0.0464	1,015.01	1,015.01	0.00	1,015.05	1,015.05	0.00	0.00	0.00
LOG3-Logic-Flood Control	AR-0030	State Pool	11/10/08	Open	0.0466	1,010.19	1,010.19	0.00	1,010.23	1,010.23	0.00	0.00	0.00
LOG5-Logic-Drainage	AR-0032	State Pool	11/10/08	Open	0.0467	1,008.68	1,008.68	0.00	1,008.72	1,008.72	0.00	0.00	0.00
LOG8-Logic-Road & Bridge	AR-0035	State Pool	11/10/08	Open	0.0467	1,009.10	1,009.10	0.00	1,009.14	1,009.14	0.00	0.00	0.00
LOG9-Logic-Employee Benefits	AR-0036	State Pool	02/12/09	Open	0.0467	1,008.82	1,008.82	0.00	1,008.86	1,008.86	0.00	0.00	0.00
State Pool Total						<u>0.1552</u>	<u>732,136.78</u>	<u>0.00</u>	<u>732,233.27</u>	<u>732,233.27</u>	<u>0.00</u>	<u>0.00</u>	<u>0.00</u>
Investment Total						<u>0.4256</u>	<u>290,953,214.83</u>	<u>0.00</u>	<u>276,693,361.56</u>	<u>276,693,361.56</u>	<u>0.00</u>	<u>0.00</u>	<u>0.00</u>

Open Investments
Ft. Bend County
 Effective Interest - Actual Life
 Receipts in Period
 07/31/15

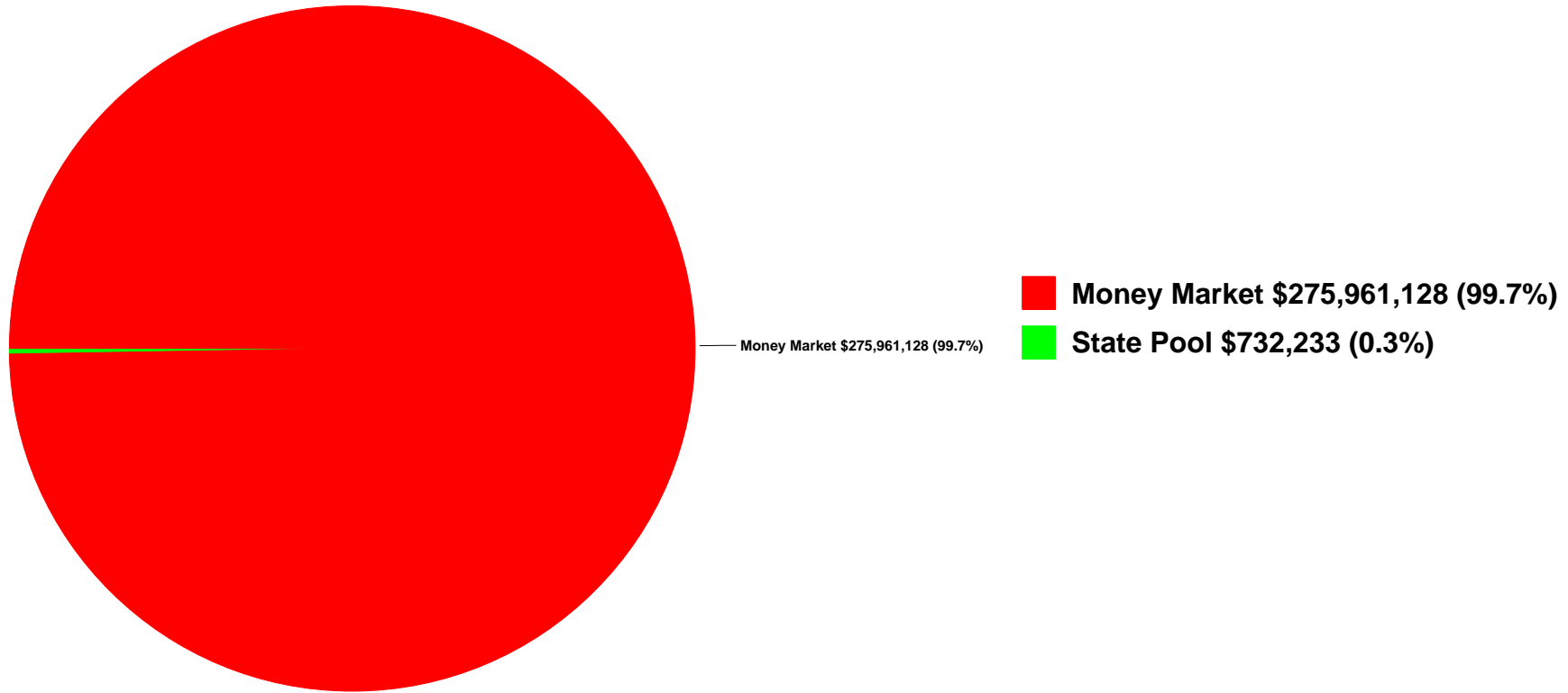
12

CUSIP	Invest Number	Security Description	Invest Class	Purchase Date	Call Date	Purchase Institut	SafeKeep Institut	Issuing Institut	Yield Matur	Yield Call	Original Unit Cost	Original Par Val/Shares	Original Princ/Cost	Orig Prem Discount	Ending Unit Price	Ending Par Val/Shares	Ending Amor Val/Cost	Unamor Prem/Dscnt
Money Market																		
Prosperity-Money Market Accts.	AR-0009	Money Market		11/30/03	Open	100	100	100	0.5000	0.5000	1.000000	12,505,577.66	12,505,577.66	0.00	1.000000	275,961,128.29	275,961,128.29	0.00
Money Market Total									<u>0.5000</u>	<u>0.5000</u>	<u>1.000000</u>	<u>12,505,577.66</u>	<u>12,505,577.66</u>	<u>0.00</u>	<u>1.000000</u>	<u>275,961,128.29</u>	<u>275,961,128.29</u>	<u>0.00</u>
State Pool																		
MB02-MBIA General	AR-0015	State Pool		11/01/08	Open	2000	2000	2000	0.1600	0.1600	1.000000	17,374,917.83	17,374,917.83	0.00	1.000000	282,665.89	282,665.89	0.00
MB03-MBIA Road & Bridge	AR-0016	State Pool		11/01/08	Open	2000	2000	2000	0.1600	0.1600	1.000000	2,856,438.24	2,856,438.24	0.00	1.000000	60,570.75	60,570.75	0.00
MB04-MBIA Drainage	AR-0017	State Pool		11/01/08	Open	2000	2000	2000	0.1600	0.1600	1.000000	1,267,218.21	1,267,218.21	0.00	1.000000	43,408.25	43,408.25	0.00
MB06-MBIA Toll Rd. Operations	AR-0019	State Pool		11/01/08	Open	2000	2000	2000	0.1600	0.1600	1.000000	3,143,377.27	3,143,377.27	0.00	1.000000	290,741.77	290,741.77	0.00
MB08-MBIA Fld.Cont.(Big Crk)	AR-0021	State Pool		11/01/08	Open	2000	2000	2000	0.1600	0.1600	1.000000	4,405,170.92	4,405,170.92	0.00	1.000000	45,428.33	45,428.33	0.00
TT00-TX TERM General	AR-0022	State Pool		11/01/08	Open	2005	2005	2005	0.1000	0.1000	1.000000	10,006,437.87	10,006,437.87	0.00	1.000000	1,009.21	1,009.21	0.00
TT02-TX TERM Toll Rd. Operation	AR-0024	State Pool		11/01/08	Open	2005	2005	2005	0.1000	0.1000	0.000000	0.00	0.00	0.00	1.000000	1,008.07	1,008.07	0.00
TT04-TX TERM Road & Bridge	AR-0026	State Pool		11/01/08	Open	2005	2005	2005	0.1000	0.1000	1.000000	10,463.28	10,463.28	0.00	1.000000	1,006.23	1,006.23	0.00
TT05-TX TERM Drainage	AR-0027	State Pool		11/01/08	Open	2005	2005	2005	0.1000	0.1000	1.000000	109,774.61	109,774.61	0.00	1.000000	333.83	333.83	0.00
LOG1-Logic- General	AR-0028	State Pool		11/10/08	Open	200	200	200	0.1265	0.1265	1.000000	10,000,000.00	10,000,000.00	0.00	1.000000	1,008.94	1,008.94	0.00
LOG2-Logic-Toll Rd.Operations	AR-0029	State Pool		11/10/08	Open	200	200	200	0.1265	0.1265	1.000000	2,000,000.00	2,000,000.00	0.00	1.000000	1,015.05	1,015.05	0.00
LOG3-Logic-Flood Control	AR-0030	State Pool		11/10/08	Open	200	200	200	0.1265	0.1265	1.000000	3,000,000.00	3,000,000.00	0.00	1.000000	1,010.23	1,010.23	0.00
LOG5-Logic-Drainage	AR-0032	State Pool		11/10/08	Open	200	200	200	0.1265	0.1265	1.000000	500,000.00	500,000.00	0.00	1.000000	1,008.72	1,008.72	0.00
LOG8-Logic-Road & Bridge	AR-0035	State Pool		11/10/08	Open	200	200	200	0.1265	0.1265	1.000000	1,000,000.00	1,000,000.00	0.00	1.000000	1,009.14	1,009.14	0.00
LOG9-Logic-Employee Benefits	AR-0036	State Pool		02/12/09	Open	200	200	200	0.1265	0.1265	1.000000	2,000,000.00	2,000,000.00	0.00	1.000000	1,008.86	1,008.86	0.00
State Pool Total									<u>0.1594</u>	<u>0.1594</u>	<u>1.000000</u>	<u>57,673,798.23</u>	<u>57,673,798.23</u>	<u>0.00</u>	<u>1.000000</u>	<u>732,233.27</u>	<u>732,233.27</u>	<u>0.00</u>
Investment Total									<u>0.4991</u>	<u>0.4991</u>	<u>1.000000</u>	<u>70,179,375.89</u>	<u>70,179,375.89</u>	<u>0.00</u>	<u>1.000000</u>	<u>276,693,361.56</u>	<u>276,693,361.56</u>	<u>0.00</u>

Open Investments
Ft. Bend County
Effective Interest - Actual Life
Receipts in Period
07/31/15

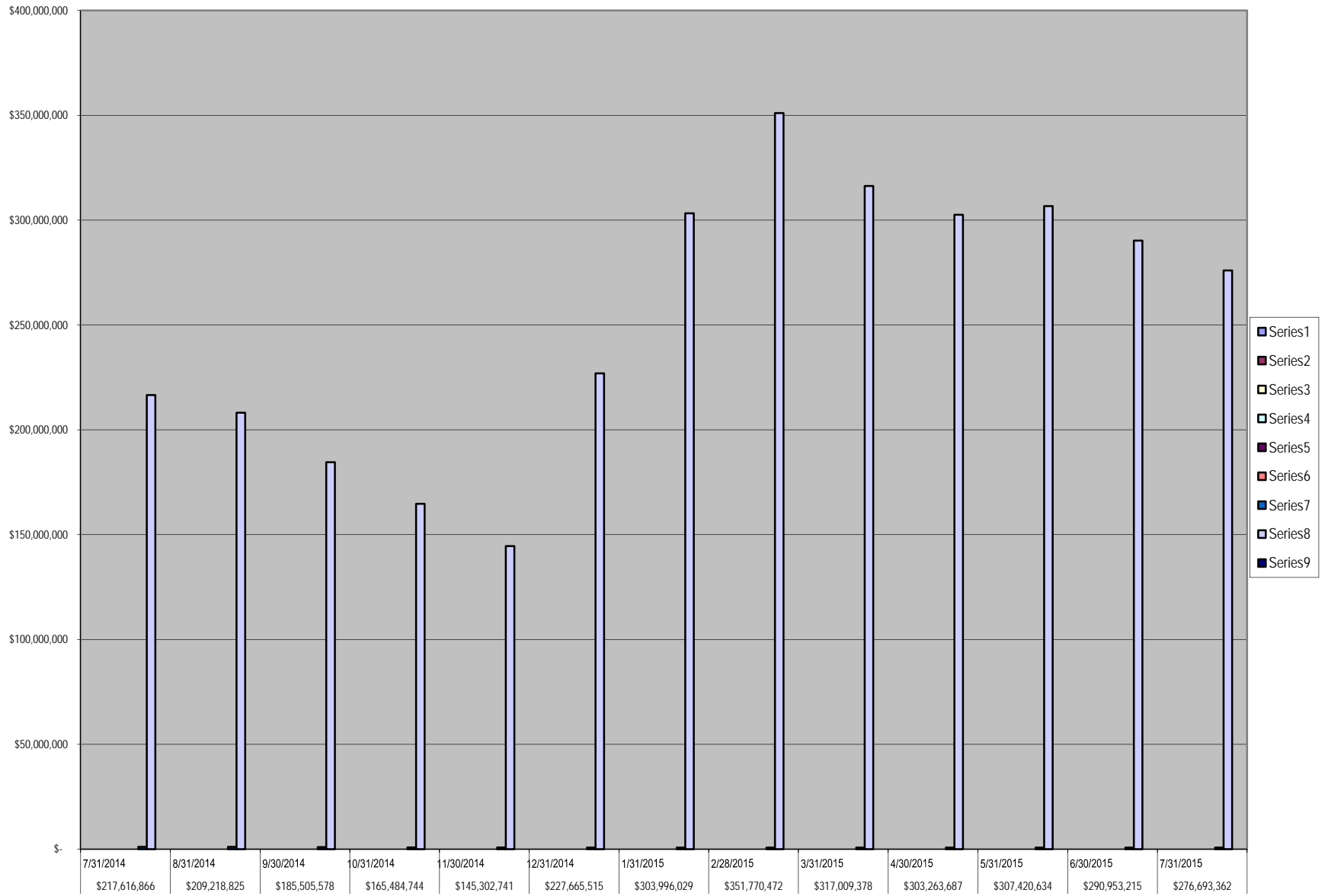
By Security

Open Investments \$276,693,362



FBC INVESTMENT TRAILING 12 MONTHS

Open Investments		FARMERS MAC DN	FMC	FHLB	FHLMC	FNMA	FNMA DISCOUNT NOTE	State Pool	Prosperity Money Market	Prosperity - Invst. Acct.
\$ 217,616,866	7/31/2014	\$ -	\$ -	\$ -	\$ -	\$ -	\$ -	\$ 1,081,306	\$ 216,535,560	\$ -
\$ 209,218,825	8/31/2014	\$ -	\$ -	\$ -	\$ -	\$ -	\$ -	\$ 1,081,394	\$ 208,137,431	\$ -
\$ 185,505,578	9/30/2014	\$ -	\$ -	\$ -	\$ -	\$ -	\$ -	\$ 981,476	\$ 184,524,102	\$ -
\$ 165,484,744	10/31/2014	\$ -	\$ -	\$ -	\$ -	\$ -	\$ -	\$ 765,862	\$ 164,718,882	\$ -
\$ 145,302,741	11/30/2014	\$ -	\$ -	\$ -	\$ -	\$ -	\$ -	\$ 765,922	\$ 144,536,819	\$ -
\$ 227,665,515	12/31/2014	\$ -	\$ -	\$ -	\$ -	\$ -	\$ -	\$ 731,686	\$ 226,933,829	\$ -
\$ 303,996,029	1/31/2015	\$ -	\$ -	\$ -	\$ -	\$ -	\$ -	\$ 731,750	\$ 303,264,279	\$ -
\$ 351,770,472	2/28/2015	\$ -	\$ -	\$ -	\$ -	\$ -	\$ -	\$ 731,809	\$ 351,035,663	\$ -
\$ 317,009,378	3/31/2015	\$ -	\$ -	\$ -	\$ -	\$ -	\$ -	\$ 731,884	\$ 316,277,494	\$ -
\$ 303,263,687	4/30/2015	\$ -	\$ -	\$ -	\$ -	\$ -	\$ -	\$ 731,965	\$ 302,531,722	\$ -
\$ 307,420,634	5/31/2015	\$ -	\$ -	\$ -	\$ -	\$ -	\$ -	\$ 732,050	\$ 306,688,584	\$ -
\$ 290,953,215	6/30/2015	\$ -	\$ -	\$ -	\$ -	\$ -	\$ -	\$ 732,137	\$ 290,221,078	\$ -
\$ 276,693,362	7/31/2015	\$ -	\$ -	\$ -	\$ -	\$ -	\$ -	\$ 732,233	\$ 275,961,128	\$ -



Wendt, Sandra

From: Laura Turner (111) <Laura.Turner@prosperitybankusa.com>
Sent: Thursday, July 02, 2015 10:05 AM
To: Brogdon, Jennifer; Elster, Melissa; Schultz, Patsy; Matheaus, Robin; Wendt, Sandra
Subject: July interest rate

Good morning,

In accordance to the Depository bid, the variable interest rate for the month of July will reflect the change in the 91 day t-bill rate. The 91 day t-bill investment rate is 0.015%. Rate paid will be 0.75% on the General Operating Account and 0.30% (0.015% + .29) on all other accounts.



Laura Turner 

Assistant Vice President

Lending Assistant

Prosperity Bank

Sugar Land Banking Center

14060 Southwest Freeway

Sugar Land, TX 77478

Phone: 281-269-7200

Direct: 281-269-7254

Fax: 281-269-7108

Email: laura.turner@prosperitybankusa.com

NYSE: PB

This transmission may contain information that is privileged, confidential and or exempt from disclosure under applicable law. If you are not the intended recipient, you are hereby notified that any disclosure, copying, distribution or use of the information contained herein (including any reliance thereon) is **STRICTLY PROHIBITED**. If you received this transmission in error, please immediately contact the sender and destroy the material in its entirety, whether in electronic or hard copy format. Thank you.



Daily Rates

July 2015

TXCLASS

Average Monthly Yield: 0.16%

Date	Dividend Rate	Annual Yield
01-Jul-15	0.000004238	0.16%
02-Jul-15	0.000004238	0.16%
03-Jul-15	0.000004238	0.16%
04-Jul-15	0.000004238	0.16%
05-Jul-15	0.000004238	0.16%
06-Jul-15	0.000004238	0.16%
07-Jul-15	0.000004238	0.16%
08-Jul-15	0.000004238	0.16%
09-Jul-15	0.000004238	0.16%
10-Jul-15	0.000004238	0.16%
11-Jul-15	0.000004238	0.16%
12-Jul-15	0.000004238	0.16%
13-Jul-15	0.000004238	0.16%
14-Jul-15	0.000004238	0.16%
15-Jul-15	0.000004325	0.16%
16-Jul-15	0.000004319	0.16%
17-Jul-15	0.000004238	0.16%
18-Jul-15	0.000004238	0.16%
19-Jul-15	0.000004238	0.16%
20-Jul-15	0.000004238	0.16%
21-Jul-15	0.000004238	0.16%
22-Jul-15	0.000004238	0.16%
23-Jul-15	0.000004303	0.16%
24-Jul-15	0.000004344	0.16%
25-Jul-15	0.000004344	0.16%
26-Jul-15	0.000004344	0.16%
27-Jul-15	0.000004398	0.16%
28-Jul-15	0.000004358	0.16%
29-Jul-15	0.000004347	0.16%
30-Jul-15	0.000004448	0.16%
31-Jul-15	0.000004505	0.16%

Current Rates:

As of July 31, 2015

Current Yield ¹	<u>0.11%</u>
One-Day Yield ¹	<u>0.13%</u>
Allocation Factor ¹	<u>0.000003659</u>

Historical Rates:

Monthly Distribution Yields²

	<u>2006</u>	<u>2007</u>	<u>2008</u>	<u>2009</u>	<u>2010</u>	<u>2011</u>	<u>2012</u>	<u>2013</u>	<u>2014</u>	<u>2015</u>
January	4.25%	5.25%	4.27%	1.14%	0.17%	0.14%	0.08%	0.12%	0.04%	0.07%
February	4.48%	5.28%	3.57%	0.83%	0.17%	0.17%	0.10%	0.10%	0.04%	0.08%
March	4.55%	5.29%	2.98%	0.74%	0.18%	0.14%	0.10%	0.10%	0.04%	0.09%
April	4.72%	5.26%	2.51%	0.63%	0.19%	0.10%	0.10%	0.08%	0.04%	0.09%
May	4.87%	5.23%	2.36%	0.55%	0.19%	0.09%	0.12%	0.08%	0.04%	0.09%
June	4.98%	5.26%	2.26%	0.50%	0.21%	0.09%	0.13%	0.05%	0.04%	0.09%
July	5.16%	5.25%	2.29%	0.42%	0.23%	0.06%	0.13%	0.05%	0.05%	0.10%
August	5.20%	5.25%	2.39%	0.41%	0.24%	0.08%	0.13%	0.05%	0.06%	
September	5.24%	5.15%	2.38%	0.37%	0.21%	0.07%	0.13%	0.05%	0.06%	
October	5.25%	4.99%	2.65%	0.27%	0.19%	0.07%	0.13%	0.04%	0.06%	
November	5.25%	4.80%	2.13%	0.26%	0.17%	0.08%	0.13%	0.04%	0.06%	
December	5.25%	4.53%	1.79%	0.23%	0.15%	0.11%	0.13%	0.04%	0.07%	

**Call Toll-Free
1-866-TEX-TERM**

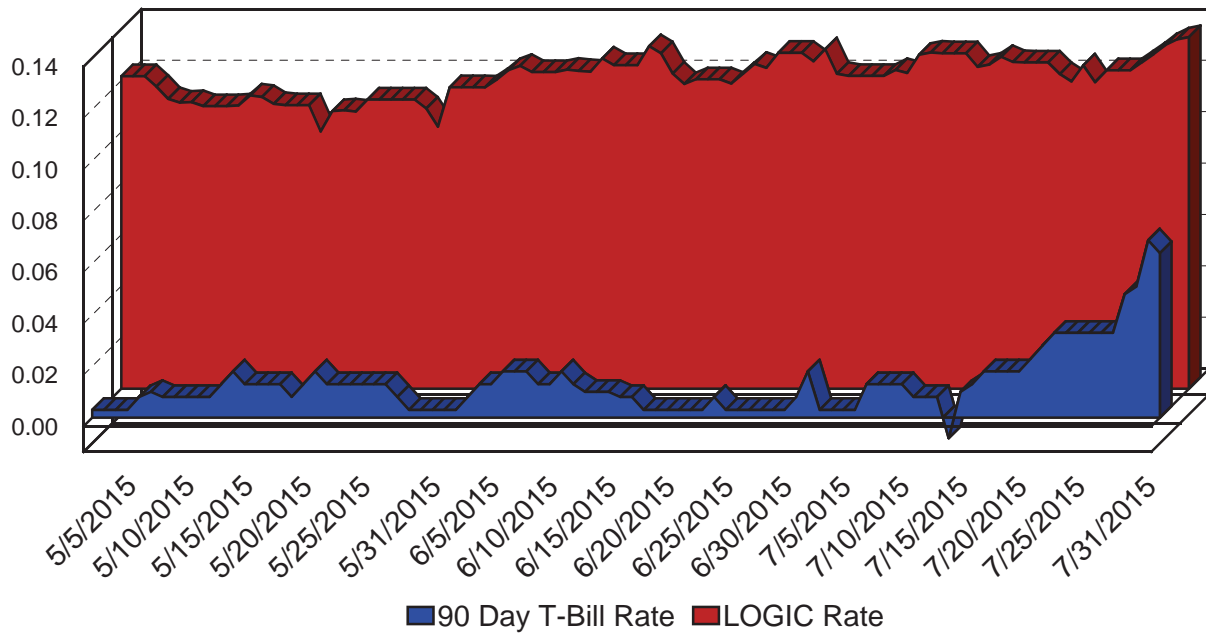
Past performance is not indicative of future results and yields may vary.

(1) The current yield, which is also known as the current annualized yield or current seven-day yield, represents the net change, exclusive of capital changes and income other than investment income, in the value of a hypothetical account with a balance of one share (normally \$1.00 per share) over a seven-day base period expressed as a percentage of the value of one share at the beginning of the seven-day period. This resulting net change in account value is then annualized by multiplying it by 365 and dividing the result by 7. The yields shown may reflect fee waivers by service providers that subsidize and reduce the total operating expenses of the TexasDAILY portfolio. Portfolio yields would be lower if there were no such waivers. The allocation factor represents the daily net income dividend declared by the TexasDAILY portfolio divided by the portfolio's daily net assets. The one-day yield represents the allocation factor of the TexasDAILY portfolio divided by the daily net asset value per share (normally \$1.00) multiplied by 365. Unlike the current yield—which excludes capital changes and income other than investment income—the allocation factor and one-day yield are inclusive of capital changes and any income other than investment income.

(2) The monthly distribution yield represents the sum of a month's one-day allocation factors divided by the number of days in that month, and multiplied by 365. The yields shown may reflect fee waivers by service providers that subsidize and reduce the total operating expenses of the TexasDAILY portfolio. Portfolio yields would be lower if there were no such waivers.

*This information is for institutional investor use only, not for further distribution to retail investors, and does not represent an offer to sell or a solicitation of an offer to buy or sell any fund or other security. Investors should consider the Pool's investment objectives, risks, charges and expenses before investing. This and other information about the Pool is available in the Pool's Information Statement, which should be read carefully before investing. A copy of the Pool's Information Statement may be obtained by calling 1-866-839-8376 or is available on the Pool's website at www.texasterm.net. While TexasDAILY seeks to maintain a stable net asset value of \$1.00 per share and TexasTERM seeks to achieve a net asset value of \$1.00 per share at its stated maturity, it is possible to lose money investing in the Pool. An investment in the Pool is not insured or guaranteed by the Federal Deposit Insurance Corporation or any other government agency. Shares of the Pool are distributed by **PFM Fund Distributors, Inc.**, member Financial Industry Regulatory Authority (FINRA) (www.finra.org) and Securities Investor Protection Corporation (SIPC) (www.sipc.org). PFM Fund Distributors, Inc. is a wholly owned subsidiary of PFM Asset Management LLC.*

LOGIC versus 90-Day Treasury Bill



This material is for information purposes only. This information does not represent an offer to buy or sell a security. The above rate information is obtained from sources that are believed to be reliable; however, its accuracy or completeness may be subject to change. The LOGIC management fee may be waived in full or in part at the discretion of the LOGIC co-administrators and the LOGIC rate for the period shown reflects waiver of fees. This table represents historical investment performance/return to the customer, net of fees, and is not an indication of future performance. An investment in the security is not insured or guaranteed by the Federal Deposit Insurance Corporation or any other government agency. Although the issuer seeks to preserve the value of an investment at \$1.00 per share, it is possible to lose money by investing in the security. Information about these and other program details are in the fund's Information Statement which should be read carefully before investing. The yield on the 90-Day Treasury Bill ("T-Bill Yield") is shown for comparative purposes only. When comparing the investment returns of the LOGIC pool to the T-Bill Yield, you should know that the LOGIC pool consist of allocations of specific diversified securities as detailed in the respective Information Statements. The T-Bill Yield is taken from Bloomberg Finance L.P. and represents the daily closing yield on the then current 90-day T-Bill.

Daily Summary for July 2015

Date	Mny Mkt Fund Equiv. [SEC Std.]	Daily Allocation Factor	LOGIC Invested Balance	Market Value Per Share	WAM Days (1)*	WAM Days (2)*
7/1/2015	0.1226%	0.000003358	\$3,646,059,185.35	1.000064	46	48
7/2/2015	0.1218%	0.000003337	\$3,629,040,148.99	1.000061	43	46
7/3/2015	0.1218%	0.000003337	\$3,629,040,148.99	1.000061	43	46
7/4/2015	0.1218%	0.000003337	\$3,629,040,148.99	1.000061	43	46
7/5/2015	0.1218%	0.000003337	\$3,629,040,148.99	1.000061	43	46
7/6/2015	0.1241%	0.000003400	\$3,634,191,279.76	1.000059	44	47
7/7/2015	0.1229%	0.000003366	\$3,624,786,098.28	1.000057	43	46
7/8/2015	0.1300%	0.000003563	\$3,617,714,340.59	1.000068	43	46
7/9/2015	0.1309%	0.000003585	\$3,592,479,383.18	1.000068	45	48
7/10/2015	0.1306%	0.000003579	\$3,593,462,490.91	1.000053	45	47
7/11/2015	0.1306%	0.000003579	\$3,593,462,490.91	1.000053	45	47
7/12/2015	0.1306%	0.000003579	\$3,593,462,490.91	1.000053	45	47
7/13/2015	0.1253%	0.000003433	\$3,582,739,580.55	1.000061	45	47
7/14/2015	0.1262%	0.000003457	\$3,567,930,847.27	1.000063	44	47
7/15/2015	0.1292%	0.000003540	\$3,529,409,500.44	1.000057	44	46
7/16/2015	0.1272%	0.000003485	\$3,503,856,543.38	1.000060	44	46
7/17/2015	0.1270%	0.000003480	\$3,466,795,784.10	1.000051	42	45
7/18/2015	0.1270%	0.000003480	\$3,466,795,784.10	1.000051	42	45
7/19/2015	0.1270%	0.000003480	\$3,466,795,784.10	1.000051	42	45
7/20/2015	0.1225%	0.000003357	\$3,486,650,078.23	1.000050	42	44
7/21/2015	0.1196%	0.000003278	\$3,721,313,783.76	1.000052	45	48
7/22/2015	0.1259%	0.000003448	\$3,725,073,133.18	1.000043	44	47
7/23/2015	0.1193%	0.000003268	\$3,727,027,918.86	1.000045	46	48
7/24/2015	0.1240%	0.000003396	\$3,806,466,091.43	1.000037	44	46
7/25/2015	0.1240%	0.000003396	\$3,806,466,091.43	1.000037	44	46
7/26/2015	0.1240%	0.000003396	\$3,806,466,091.43	1.000037	44	46
7/27/2015	0.1271%	0.000003481	\$3,799,499,307.37	1.000044	44	46
7/28/2015	0.1303%	0.000003571	\$3,792,504,143.77	1.000049	49	51
7/29/2015	0.1338%	0.000003666	\$3,761,432,327.12	1.000042	50	52
7/30/2015	0.1360%	0.000003725	\$3,734,377,662.54	1.000041	50	52
7/31/2015	0.1369%	0.000003750	\$3,695,302,543.37	1.000035	47	49
Average	0.1265%	0.000003466	\$3,640,602,624.27		45	47

Prosperity Bank
Money Market Accounts
July 31, 2015

FUND	DESCRIPTION	BEGINNING BALANCE	DEPOSITS	WITH- DRAWALS	INTEREST	ENDING BALANCE
100	General Operating	94,381,035.43	16,869,970.75	26,428,776.71	56,517.11	84,878,746.58
150	Juvenile Operations	5,063,499.87	266,212.31	1,037,223.94	1,208.63	4,293,696.87
155	Road & Bridge	11,688,956.65	990,569.43	1,619,915.78	2,919.60	11,062,529.90
160	Drainage District	9,299,214.62	44,873.60	504,168.26	2,320.16	8,842,240.12
165	Lateral Road	674,714.16	-	-	171.91	674,886.07
170	Statue Restoration	4,286.64	-	-	1.09	4,287.73
175	City Water Assistance	23,811.44	266.00	268.51	6.05	23,814.98
185	Entex Contributions	1.15	-	-	-	1.15
190	H L & P Assistance	18,688.97	20,000.00	-	5.09	38,694.06
195	County Law Library	1,158,609.46	28,546.89	22,483.25	297.95	1,164,971.05
200	Law Enforcement Academy	641,490.59	10,725.00	13,743.33	164.30	638,636.56
360	Law Enforcement Training	112,393.12	-	-	28.64	112,421.76
215	Library Donations	119,295.35	4,673.13	11,614.11	29.52	112,383.89
225	FBC Asset Forfeiture-Task-State	1,001,477.38	-	2,817.54	254.76	998,914.60
235	Probate Court Training	83,244.85	610.00	-	21.32	83,876.17
245	Alert Program-Juvenile	50,485.82	-	-	12.86	50,498.68
255	D A Asset Forfeiture-Fed.	788.02	-	-	0.20	788.22
265	Gus George Memorial	2,149.40	-	195.00	0.53	1,954.93
275	D A Special Fund Run	17,801.07	-	-	4.54	17,805.61
280	Co.Atty.Supplemental Salary	166,573.89	-	5,675.70	41.84	160,940.03
290	VIT Interest (Tax Coll)	72.33	-	-	0.02	72.35
300	FBC Elections	1,022,935.78	9,551.94	49,945.75	257.48	982,799.45
305	FBC Asset Forfeiture-Task-Fed.	30,586.34	-	4,534.20	7.48	26,059.62
310	Sheriff Ofc/Forfeiture-Assets-St.	360,117.35	6,256.77	6,593.16	92.12	359,873.08
315	Sheriff Ofc/Forfeiture-Assets-Fed.	634,204.66	3,780.00	75,356.66	154.24	562,782.24
320	Constable Pct. 2 F/A	2,324.84	-	-	0.59	2,325.43
335	DA Asset Forfeiture-State	170,405.26	-	9,231.99	42.19	161,215.46
732	2007 Facilities Constr.Bonds	-	-	-	-	-
810	Toll Road Operations	52,370,482.61	100,799.88	2,587,911.29	13,190.80	49,896,562.00
390	Child Protective Service IV-E	24,442.50	124,528.57	2,505.33	25.39	146,491.13
402	Hope 3 Program Sales	5,445.46	-	-	1.39	5,446.85
410	Child Support IVD Reimb.	224,431.80	2,736.05	-	57.55	227,225.40

Prosperity Bank
Money Market Accounts
July 31, 2015

415	Local Law Enf.Block Grant	44,833.41	-	2,828.32	11.23	42,016.32
440	Supervision	2,181,060.55	514,737.93	487,460.20	554.77	2,208,893.05
205	Surface Water Supply Corp.	7,747.35	-	-	1.97	7,749.32
TREA	Treasurer's Account	248,970.68	7,061,296.64	3,340,889.81	120.16	3,969,497.67
INVE	FBC Investment Account	-	-	-	-	-
850M	Boon-Chapman Medical	322,018.58	2,502,530.68	2,354,293.42	240.45	470,496.29
850D	Boon-Chapman Dental	941,839.19	184.40	164,432.06	219.07	777,810.60
882	Boon-Chapman 125	53,980.39	40,973.13	40,231.39	12.54	54,734.67
884	Fee Officer's Account	2,105,850.28	1,726,276.09	1,694,289.25	-	2,137,837.12
912	JP Credit Card Processing	33,871.16	207,437.17	194,004.74	12.16	47,315.75
908	EMS Credit Card Processing	13,828.10	14,533.78	15,085.54	2.18	13,278.52
600/605	Debt Service Account	9,518,681.46	61,211.08	619.57	2,433.92	9,581,706.89
726	Oyster Creek	40,475.72	-	-	10.31	40,486.03
728	Flood Control Water Supply	311,910.77	-	-	79.47	311,990.24
GAS	FBC Fuel Account (Susser)	160,445.15	214,480.30	374,925.45	2.64	2.64
734	2009 Justice Center Const.Bnds	75,565.91	-	-	19.25	75,585.16
332	Fire Marshal St. Ass't. Forfeiture	653.34	-	-	0.17	653.51
JPEF	JP #4 E-Filing	102.09	1,592.00	1,235.09	0.07	459.07
DACC	D A Credit Card Processing	3,194.79	2,530.02	3,967.53	0.25	1,757.53
PTCC	Public Transportation Credit Cards	779.28	525.20	964.16	0.06	340.38
CSCC	CSCD Credit Card	63,026.23	85,360.34	85,242.53	19.70	63,163.74
LBCC	Library Credit Card	908.08	12,417.36	11,038.59	0.71	2,287.56
JUCC	Juvenile Credit Card	870.21	1,666.70	2,204.71	0.15	332.35
815	Grand Pkwy Toll Road Ops	13,485,093.46	111,414.57	917,142.34	3,314.73	12,682,680.42
145	Emergency Svc Dist 100	3,236,561.48	336,558.03	4,574.75	896.47	3,569,441.23
130	Assistant Dist Number 1	8,382,532.93	256,019.42	1,250.00	2,181.88	8,639,484.23
131	Assistant Dist Number 2	1,438,586.15	44,018.81	833.00	374.34	1,482,146.30
133	Assistant Dist Number 4	258,276.70	48,415.02	2,450.00	68.50	304,310.22
134	Assistant Dist Number 5	82,427.23	2,845.67	20,316.50	18.66	64,975.06
800S	Sr. Lien Toll Rd Rev Bonds 2012	2,057,783.42	-	566,852.42	415.38	1,491,346.38
805	Grand Pkwy Toll RD Rev Bond	10,011,648.95	-	1,206,988.11	2,325.63	8,806,986.47
206	Industrial Development Corp	226,655.09	-	774.50	57.55	225,938.14
135	Assistant Dist Number 6	1,289,502.49	95,326.91	35,700.00	339.43	1,349,468.83

Prosperity Bank
Money Market Accounts
July 31, 2015

CCCS	Non Fee Officer CC Clearing Acct	26,138.13	21,475.78	5,938.24	7.73	41,683.40
801	Sr. Lien Toll Rd Rev Bonds 2014	27,720,910.89		543,358.46	6,969.95	27,184,522.38
740	Mobility Projects Bond 2015	26,520,381.60	-	1,769,927.30	6,350.11	24,756,804.41
JPMT	Juror Payments	-	30,000.00	10,000.00	4.44	20,004.44
	Total	290,221,078.05	31,877,927.35	46,242,778.49	104,901.38	275,961,128.29